

**راهنمای تعمیرات
و
سرویس
مدارهای الکتریکی
خودروی سمند با موتور ملی**

SAMAND

SERVICE MANUAL

13

Electrical Circuits

Forward

This Service Manual contains descriptions of the following categories for the SAMAND.1.8i Model Year 2002:

- Electrical circuits
- Harness runs
- Connector colour codes

This manual should be used as a service manual and as a work book For training instructors and technicians.

Since no production cars were available at the time this manual was completed, the information it contains is not binding.

We reserve the right to introduce changes without prior notice.

Iran Khodro Co.

Contents:

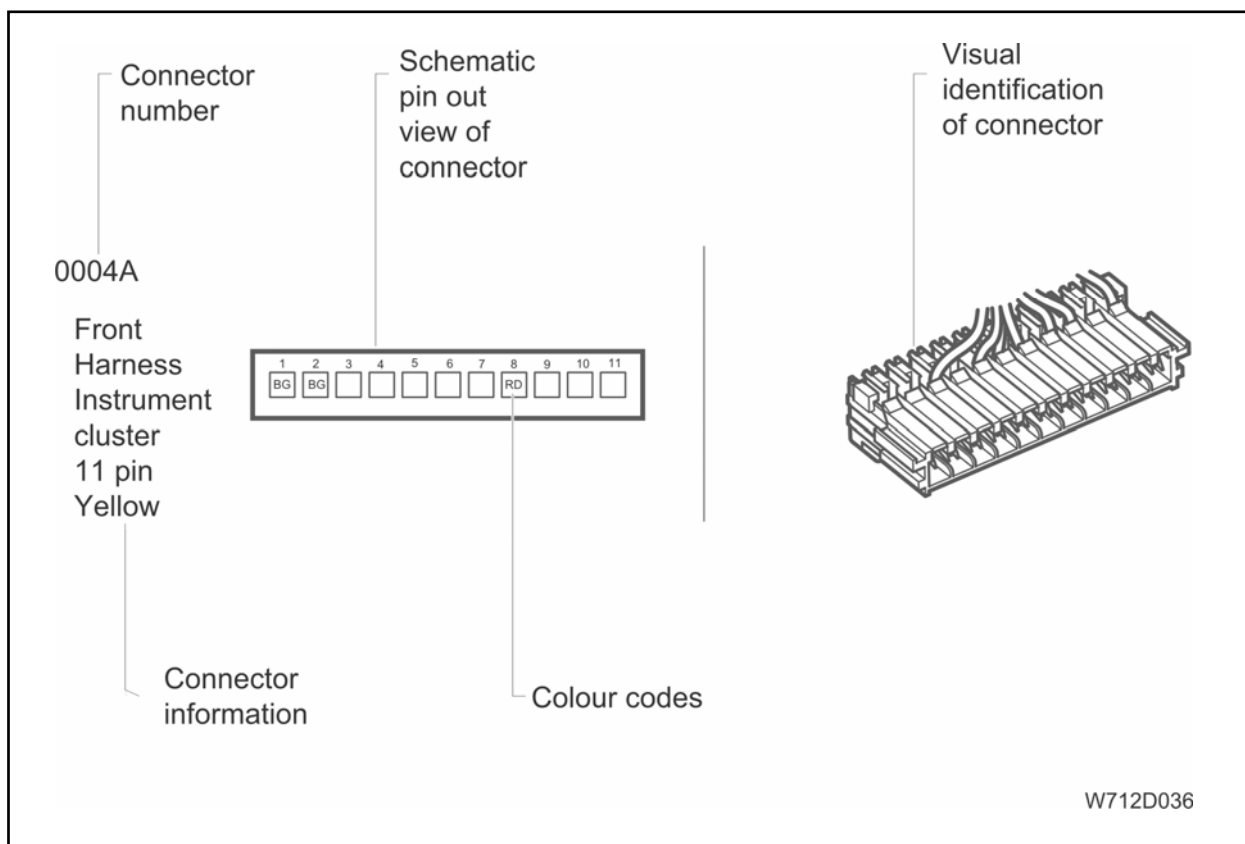
General information	1
Reading diagram	2
Reading electrical system diagrams for location of components.....	3
Reading schematic wiring diagram	4
Reading wiring diagrams	خطا نشانه گذاری تعریف نشده. 5
Circuit	5
Fuse and Relay location	6
Main Fuse box, engine bay.....	7
Fuse specification.....	8
Branch box, engine bay	10
Fan relays	11
Injection ECU protection box fuses, engine bay	خطا نشانه گذاری تعریف نشده. 13
Main relay board, instrument panel.....	13
Flasher unit.....	14
Harnesses and related connectors/components.....	17
Front panel harness connector/components.....	18
Front harness connector/components	20
Instrument panel harness connector/components	22
Rear harness	23
Rear harness connector/components	24
Trunk lid harness.....	25
Trunk lid harness connector/components	26
Instrument panel harness connector/components	خطا نشانه گذاری تعریف نشده. 28
Engine harness connector/components.....	28
Front driver door harness	29
Front driver door harness connector / components.....	30
Front driver door switch harness	31
Door switch harness, connector/components	31
Front passenger door harness	32
Front passenger door harness connector/components.....	33
Rear door harness.....	34
Rear LH door harness connector/components	35
Rear RH door harness connector/components.....	35
Heater harness	36
Heater harness connector/components	37
Brake wear harness	38
Earth points	43
Instrument cluster warning lamps	43
Interconnectors	44
Components with Multiple connectors.....	45
Electrical systems	46
Engine Equipment	47
Starter and alternator (A.C.U. System).....	47
Injection system (Sagem XU7JP motor with oxygen sensor).....	50
Engine cooling system (Air conditioning).....	54
Lighting and Signaling	57
Front fog lamps and Rear fog lamps	57
Schematic	58
Circuit	59
Direction indicators and Hazard warning	60
Schematic	62
Circuit	63
Horns.....	64
Schematic	65
Dipped beam and Main beam.....	66
Schematic	68
Side lights.....	70
Side lights.....	70
Schematic	71
Circuit	72
Reverse lamps and Reverse Sensor	73
Schematic	74

Circuit	75
Stop lamps and Additional stop lamp.....	76
Componenet Number Componenet Description connectors Harness.....	78
Componenet Number Componenet Description connectors Harness.....	خطا نشانه گذاری تعریف نشده.
Schematic.....	80
Circuit	81
Lighting rheostat and cigar lighter	82
Schematic.....	83
Circuit	84
Door lamps.....	84
Door lamps.....	85
Schematic.....	87
Circuit	88
Alarm control unit (A.C.U.).....	89
Driver Information.....	89
Fuel gauge.....	92
Digital clock.....	95
Digital clock.....	96
Schematic.....	97
Circuit	98
Coolant temperature.....	99
Engine oil pressure.....	102
Schematic.....	103
Circuit	104
Brake pad wear warning lamp.....	105
Brake fluid level and Handbrake warning lamps	107
Brake fluid level and Handbrake warning lamps	108
Schematic.....	109
Circuit	110
Body Equipement	111
Front screen wiper and Screen wash	112
Circuit	113
Circuit	114
Central locking (With A.C.U.).....	115
Schematic.....	116
Circuit	117
Anti lock brakes	118
Current samand.....	119
Heating and Ventilation (Air conditioning)	121
One touch window lift.....	124
One touch window lift.....	125
Schematic.....	126
Circuit	127
Rear electric windows.....	128
Schematic.....	129
Circuit	130
Mobile Charger.....	131
Schematic.....	132
Circuit	133
Heated rear screen.....	134
Schematic.....	135
Circuit	136
Heated mirrors (Driver and Passenger).....	137
Schematic.....	138
Circuit	139
Radio and CD changer	140
Schematic.....	141
Schematic.....	142
Circuit	143

General information

Reading diagram

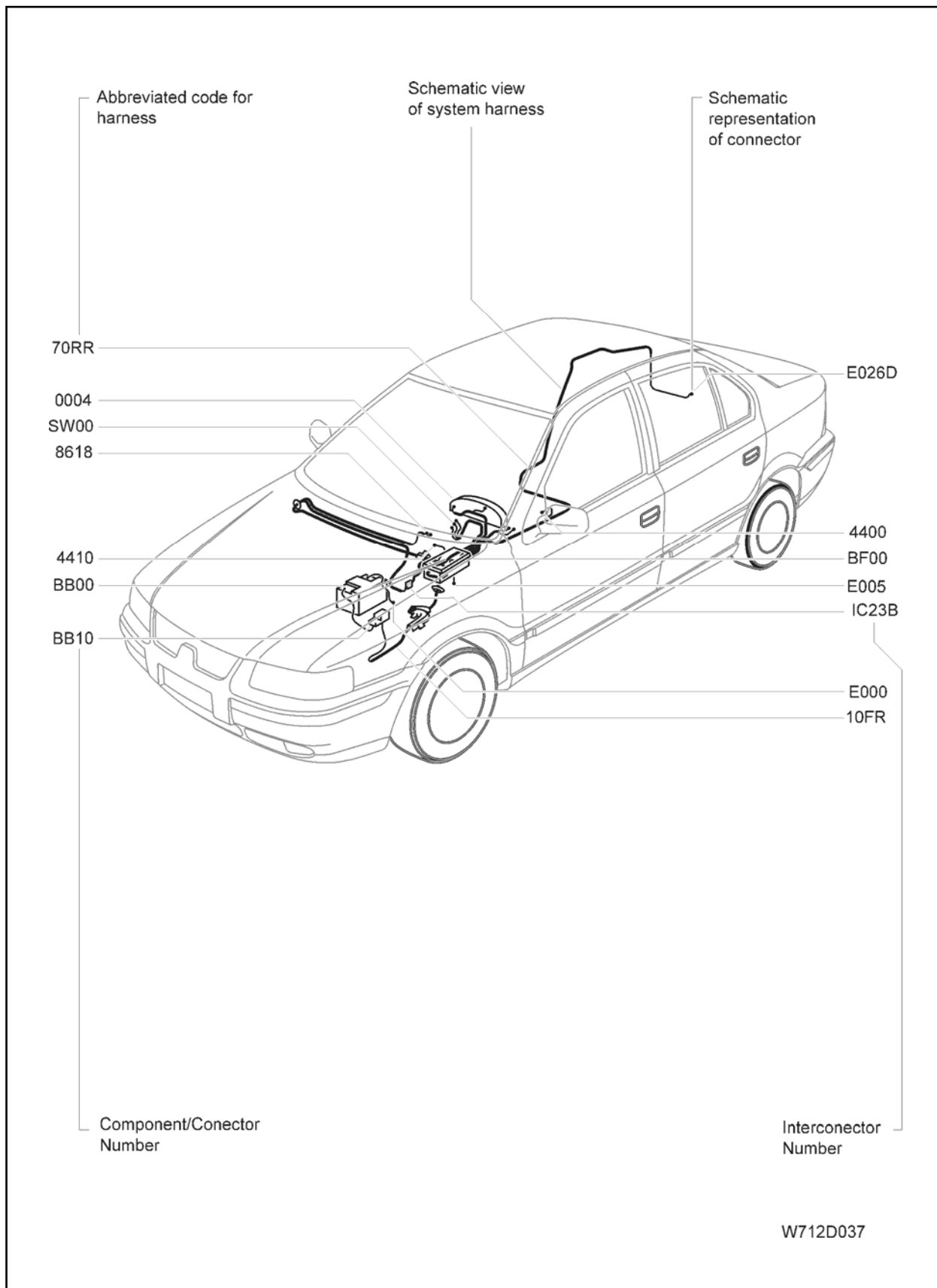
Wire colour codes and connector identification



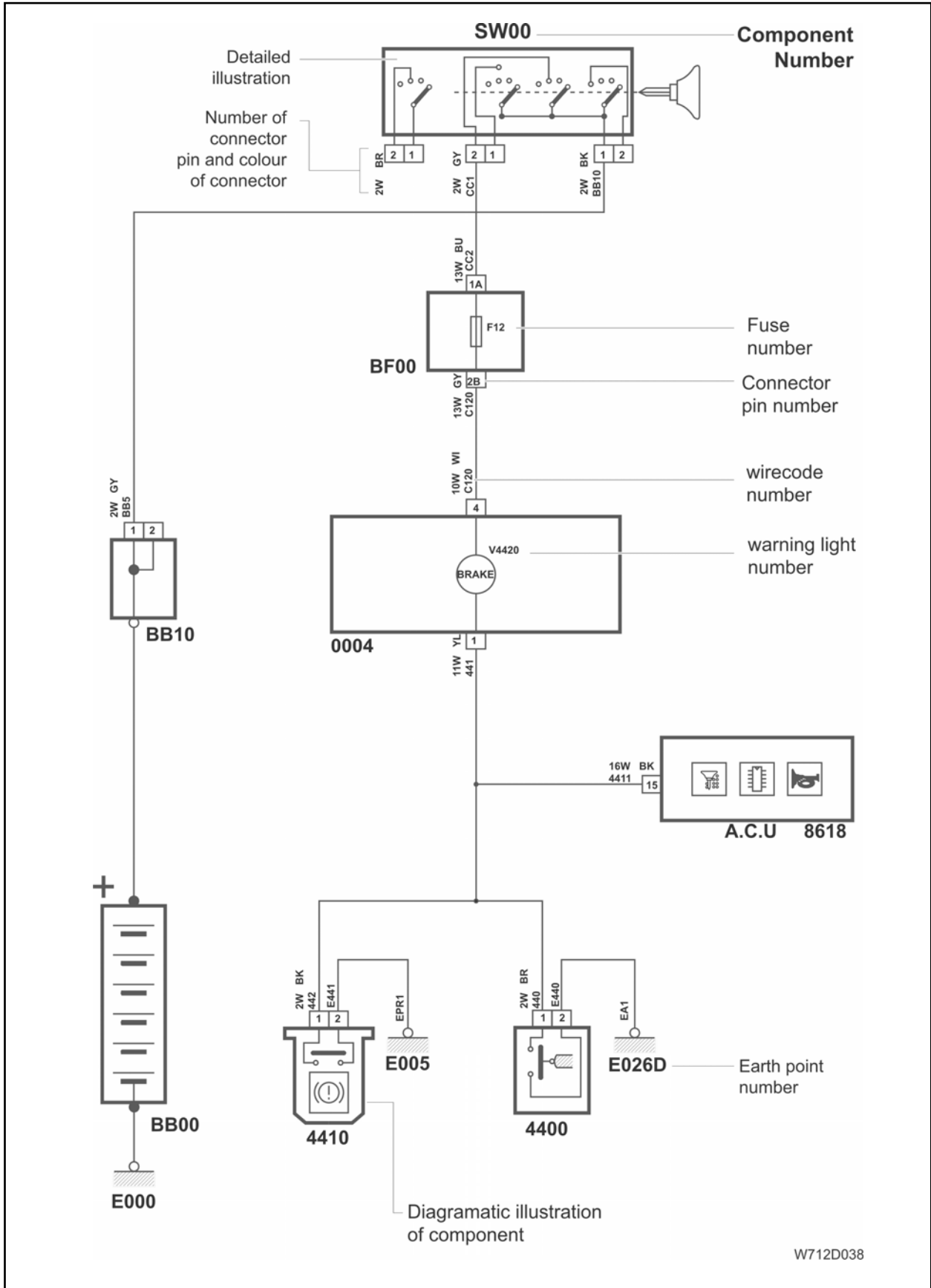
Wire colour code abbreviations

BG	Beige
BK	Black
BR	Brown
BU	Blue
GN	Green
GY	Grey
OR	Orange
PI	Pink
RD	Red
VI	Violet
WI	White
YL	Yellow

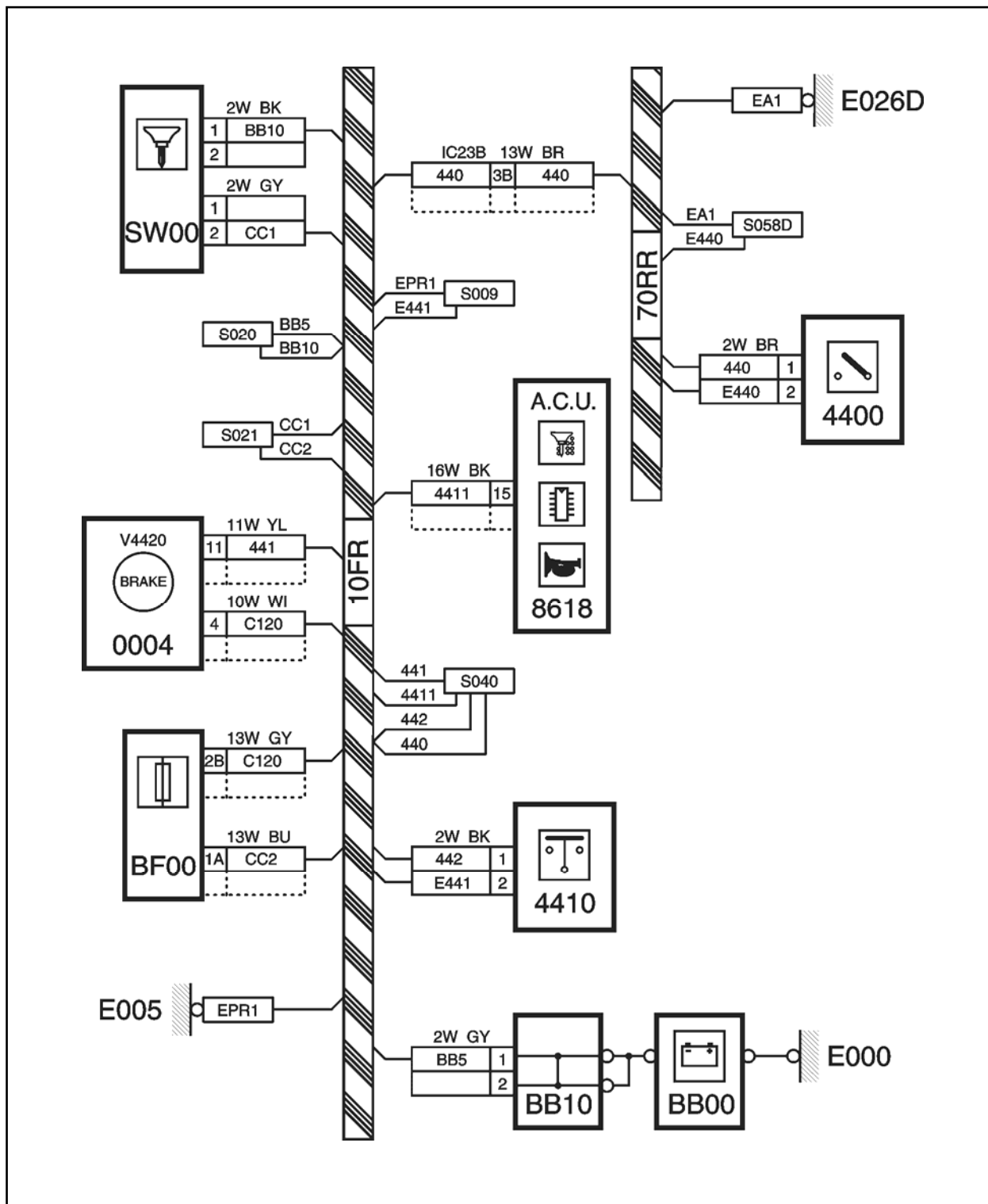
Reading electrical system diagrams for location of components



Reading schematic wiring diagram

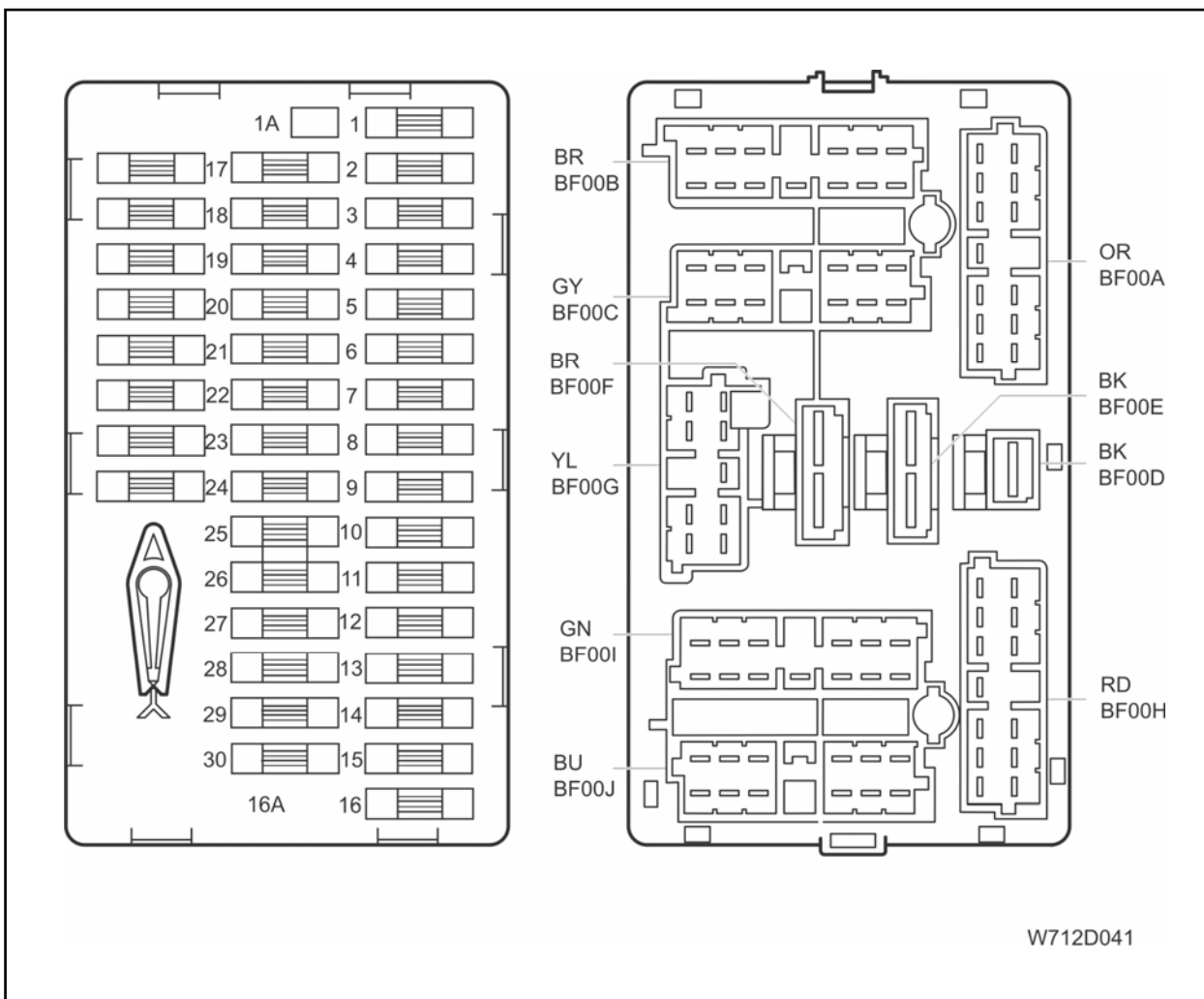
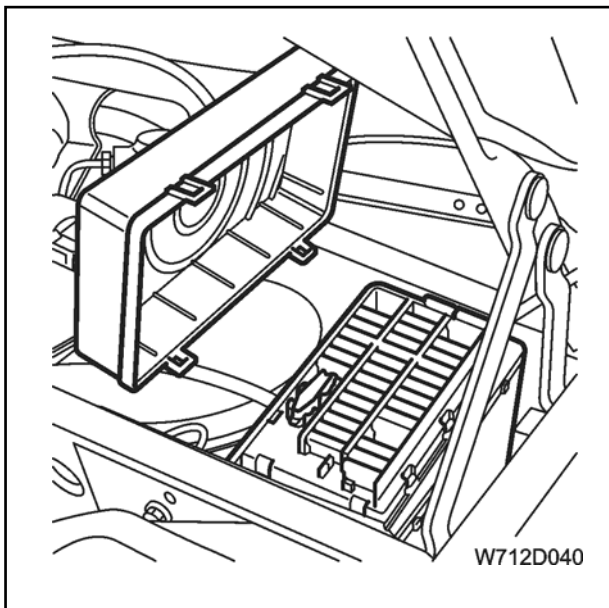


Circuit



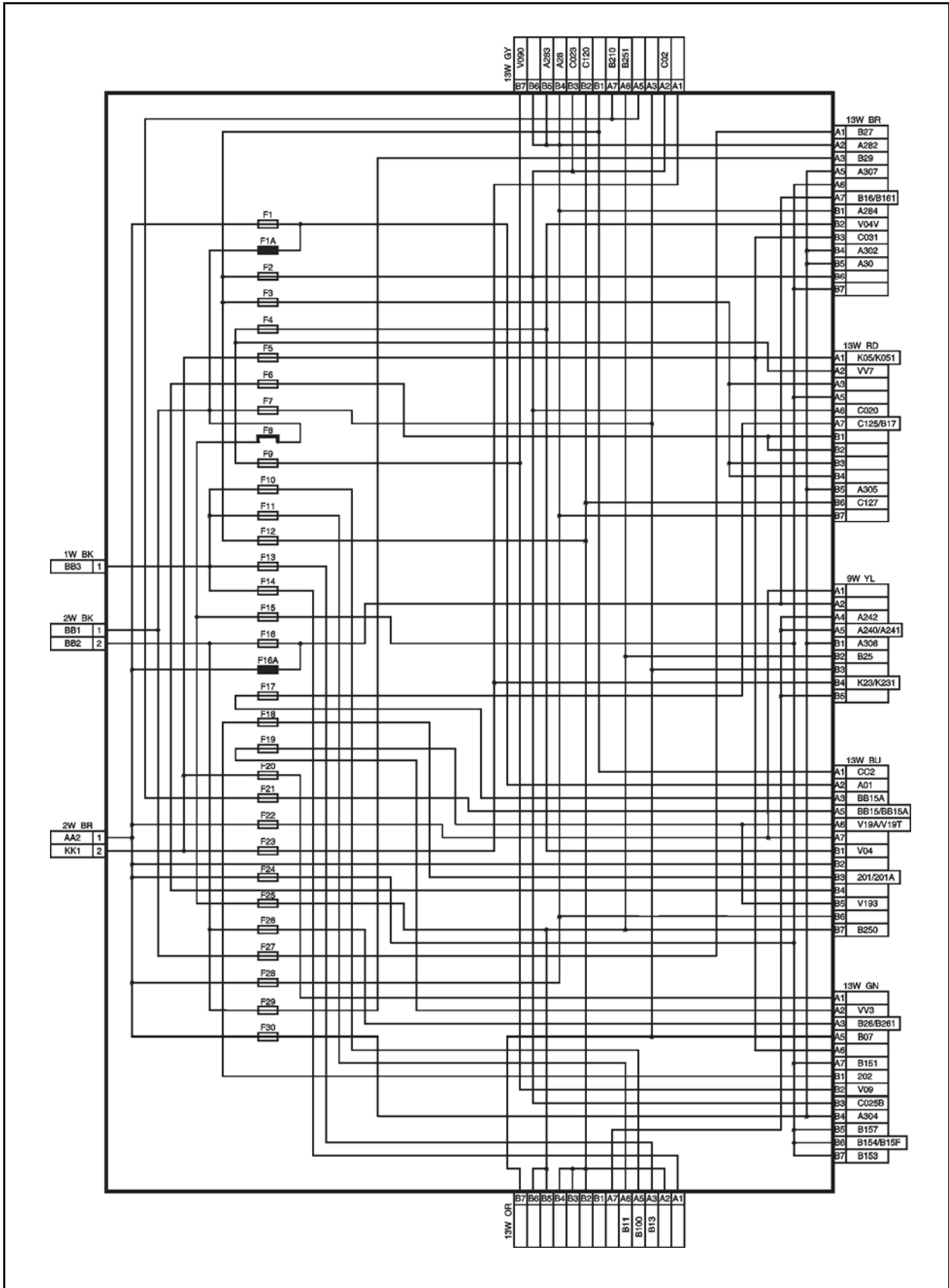
Fuse and Relay location

Main Fuse box, engine bay

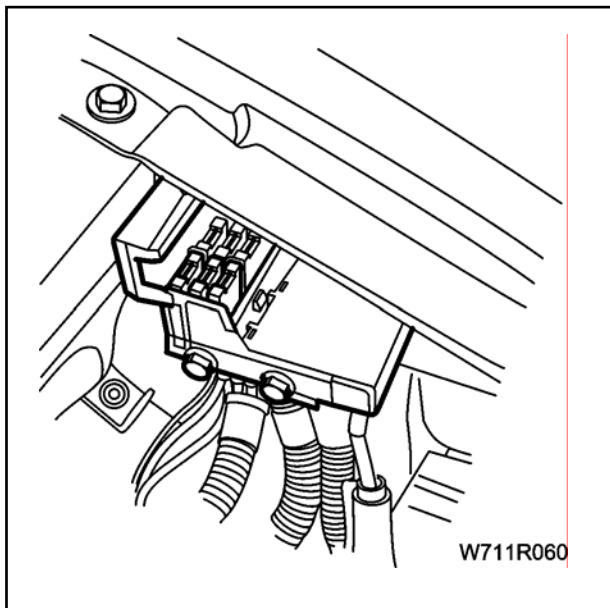


Fuse specification

No.	Rating	Function
F1	10A	Radio (Switch)
F1A	10A	Radio (Battery)
F2	5A	Coolant temperature unit, Air conditioning switch, Compressor cut off relay presstat air conditioning, Roof lamp timer control
F3	5A	A.B.S
F4	5A	Right hand tail lamp, Lights on buzzer
F5	5A	Heater control relay, Heater control switch
F6	30A	A.B.S
F7	20A	Horns
F8	----	Shunt
F9	5A	License plate lamp, Left hand tail lamp
F10	30A	Electrical rear windows
F11	30A	Main beam, Dipped beam, Side lamps
F12	5A	Instrument panel warning lamp, Reversing lamps, Tachometer automatic transmission starter inhibitor
F13	20A	Front fog lamps
F14	30A	A.B.S
F15	10A	Central locking control unit, Electrical aerial, Roof lamp timer, Door lamps
F16	20A	Cigar lighter (Battery)
F16A	20A	Cigar lighter (Switch)
F17	10A	Alarm control unit, Back up siren
F18	10A	Rear fog lamps, Front fog lamp relay
F19	5A	Heater panel illumination, Instrument panel illumination, Radio illumination, Radio illumination lighting rheostat
F20	30A	Non active
F21	30A	Blower relay (Fan)
F22	20A	Non active
F23	5A	Heated rear screen control
F24	20A	Wind screen wiper motor, Wiper timer, Wash pump
F25	5A	Clock, Radio (Memory +), Coolant temperature unit
F26	15A	Hazard warning, Flasher relay
F27	30A	Heated rear Screen, Heated mirrors
F28	10A	Stop lamps, Load warning lamp, front window lift relay, Digital clock
F29	30A	Front electric windows
F30	10A	Direction indicator, One touch window lift, Rear electric window control relay, Map reading lamp, Vanity mirror, Electrically controlled mirrors, Light on buzzer, glove box illumination

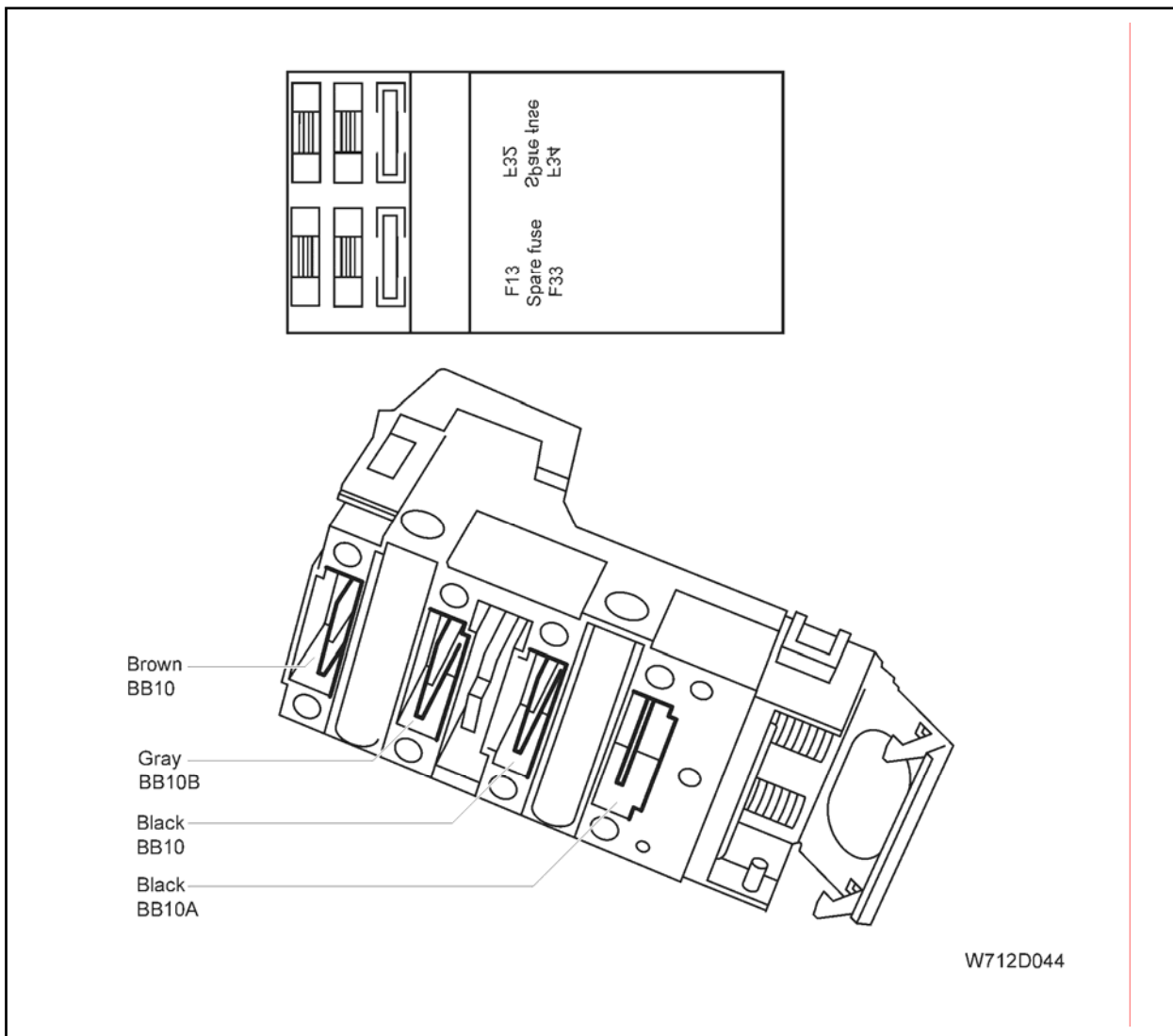


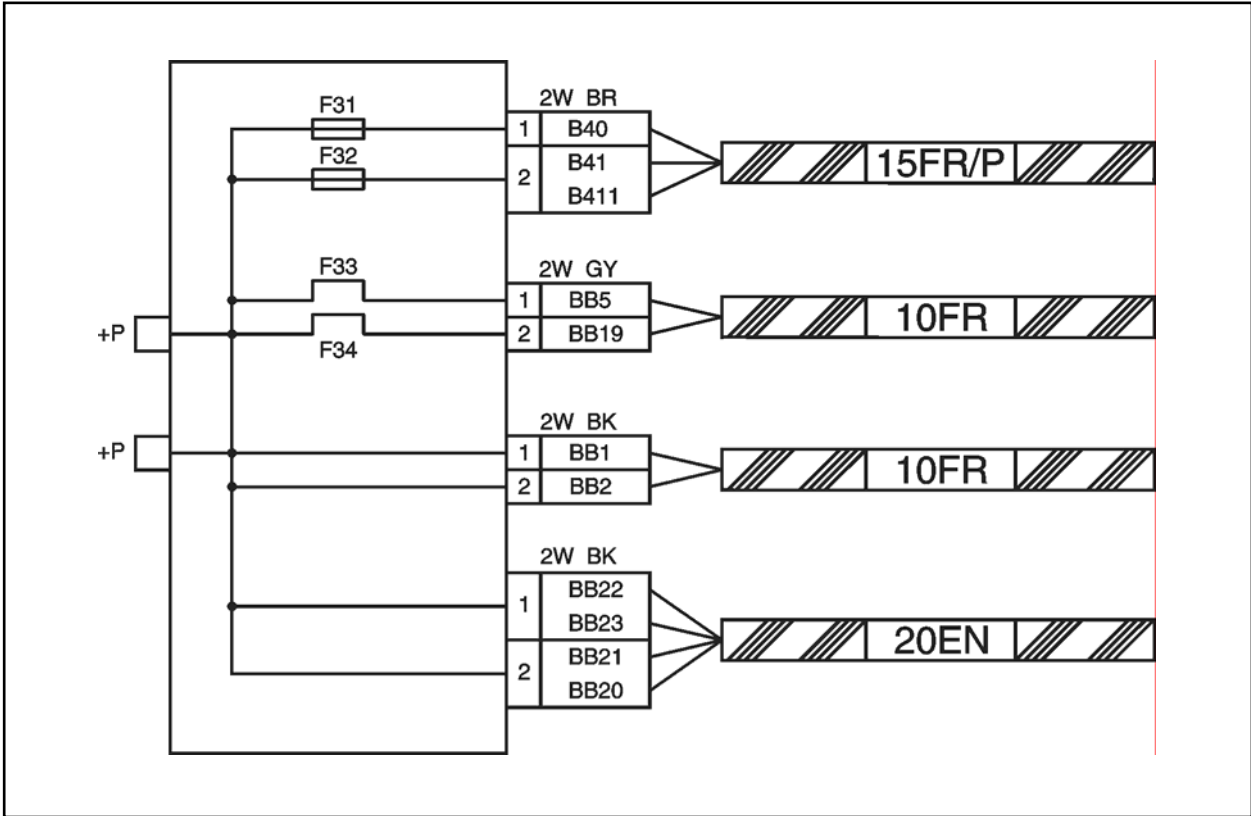
Branch box, engine bay



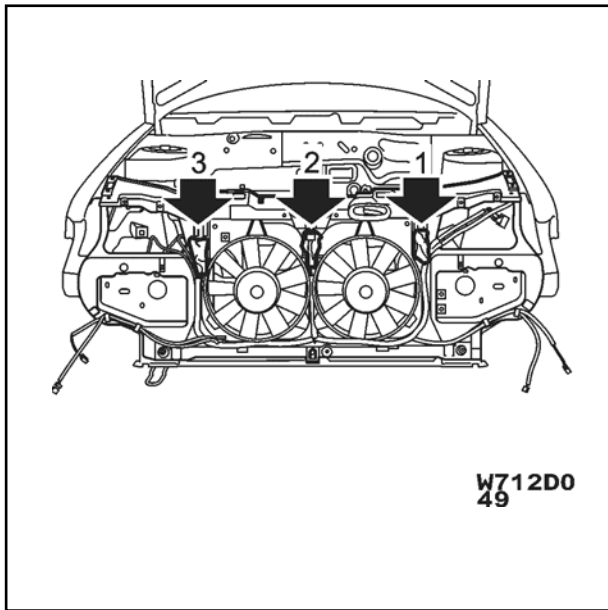
Fuse specification

No.	Rating	Function
F31	30A	Fan
F32	30A	Fan
F33	Shunt	Ignition switch
F34	Shunt	Front fog lamp relay





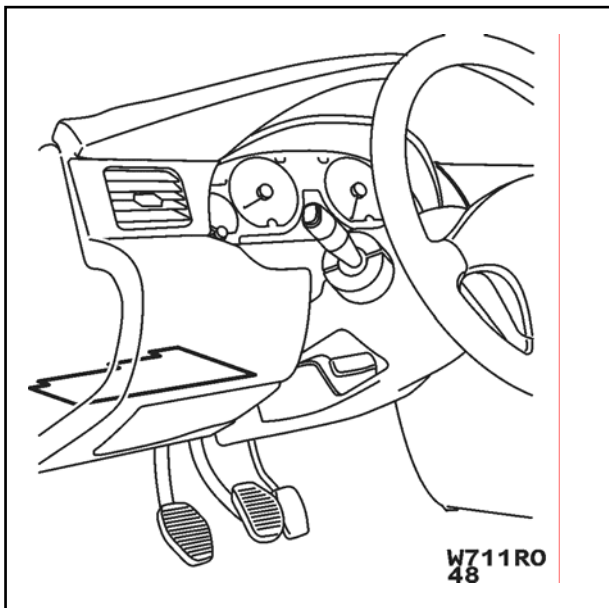
Fan relays



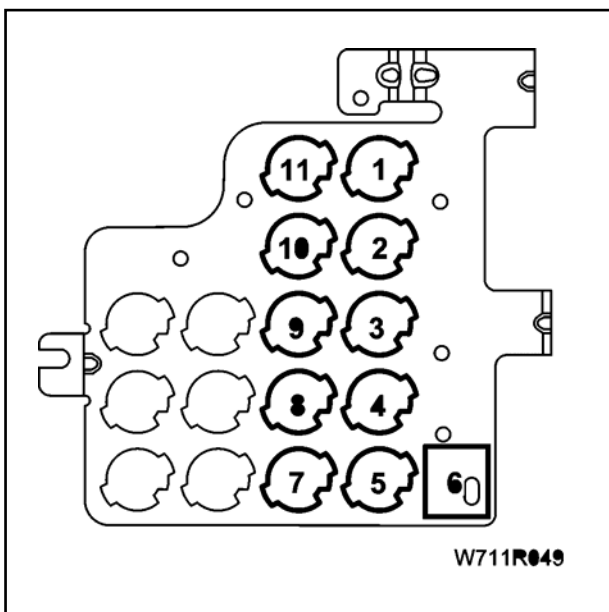
Relays

- 1 Fan relay (1500A)
- 2 Fan relay (1500B)
- 3 Fan relay (1500C)

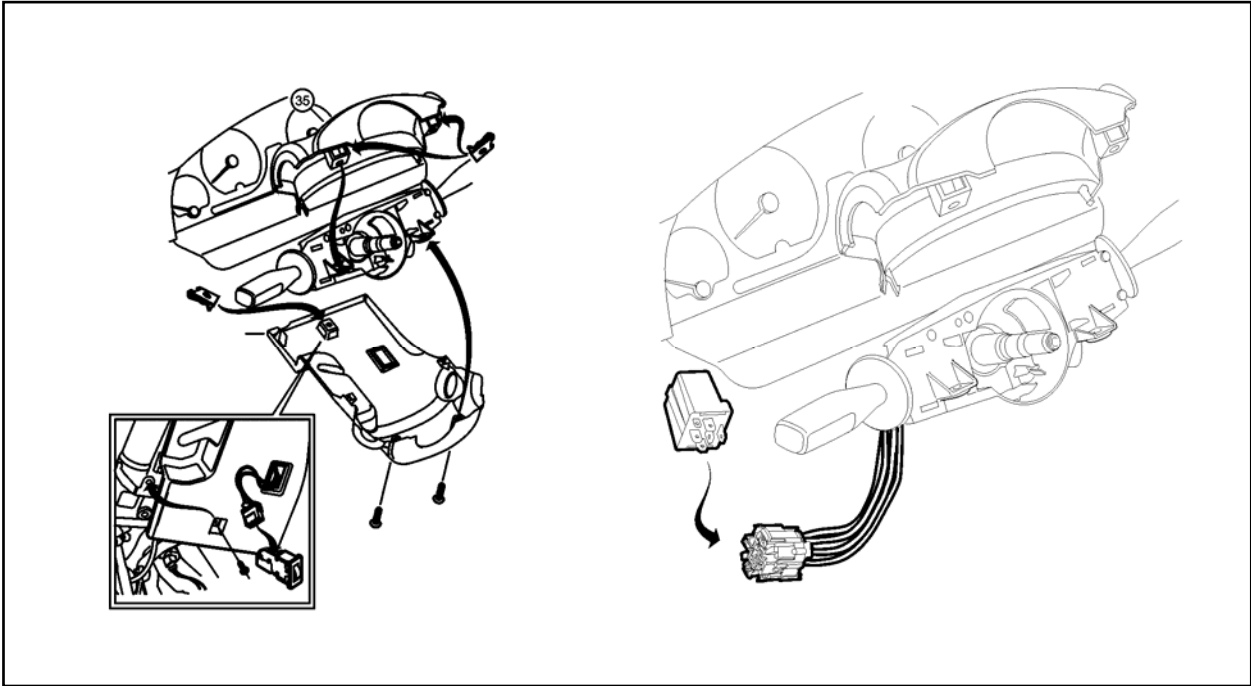
Main relay board, instrument panel



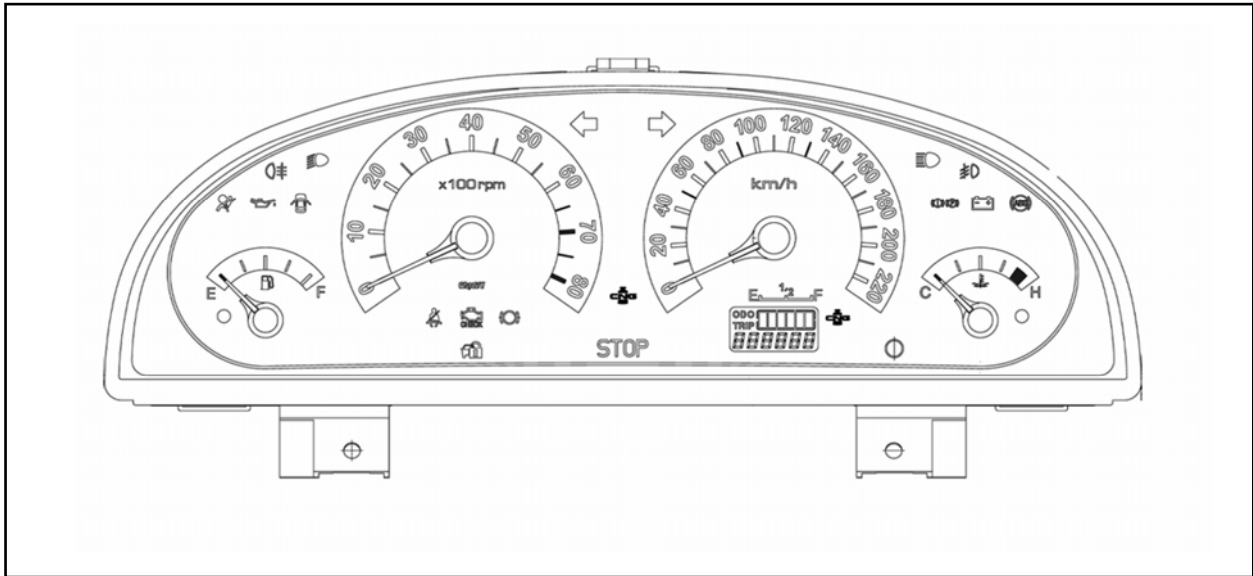
Pos. No.	Relay No.	Color	Relay
1	1086	black	Starter
2	2350	black	Flasher
3	4720	white	Lamps on buzzer
4	8116	orange	Rear screen heated Time switch
5	6020	black	Front window lift
6	5010	blue	Windscreen wiper control unit
7	2665	black	Front fog lamp
8	8045	yellow	Blower
9	6126	black	Rear window lift
10	8005	black	Air condition compressor
11	8005B	black	Cooler Flasher unit



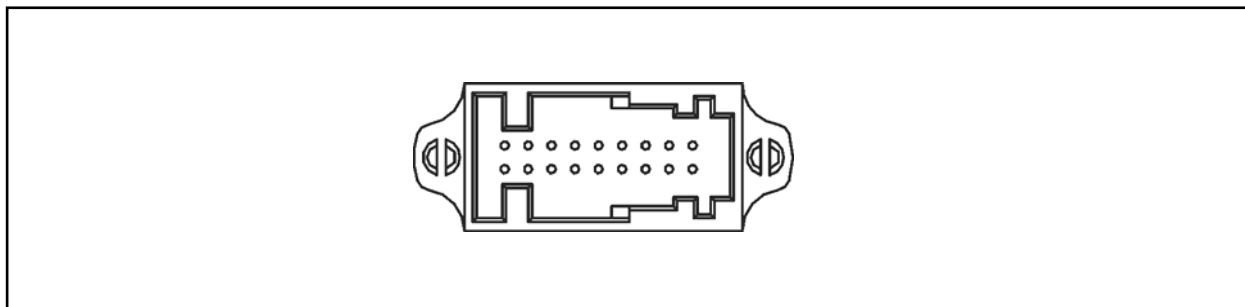
Flasher unit



Instrument panel

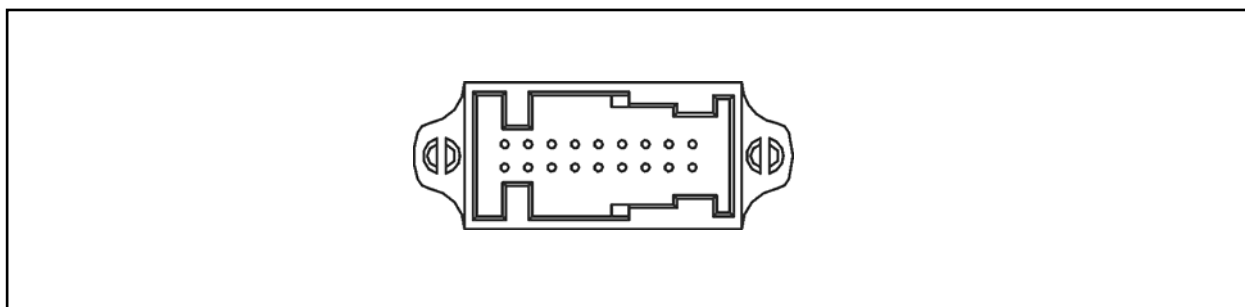


PIN configuration of instrument panel



AMP Connector: AMP 953264-1, White

Function	Pin No.		Function
PGND	18P01	18P10	TURN-RIGHT
CRUISE	18P02	18P11	TURN-LEFT
IMMOBILIZER	18P03	18P12	ILL (+)
DOOR-OPEN	18P04	18P13	CNG
LOW-BEAM	18P05	18P14	HIGH-TEMP
OIL-PRESSURE	18P06	18P15	BRAKE
REAR-FOG	18P07	18P16	BATTERY-CHARGE
AIR-BAG	18P08	18P17	ABS
FRONT-FOG	18P09	18P18	HIGH-BEAM

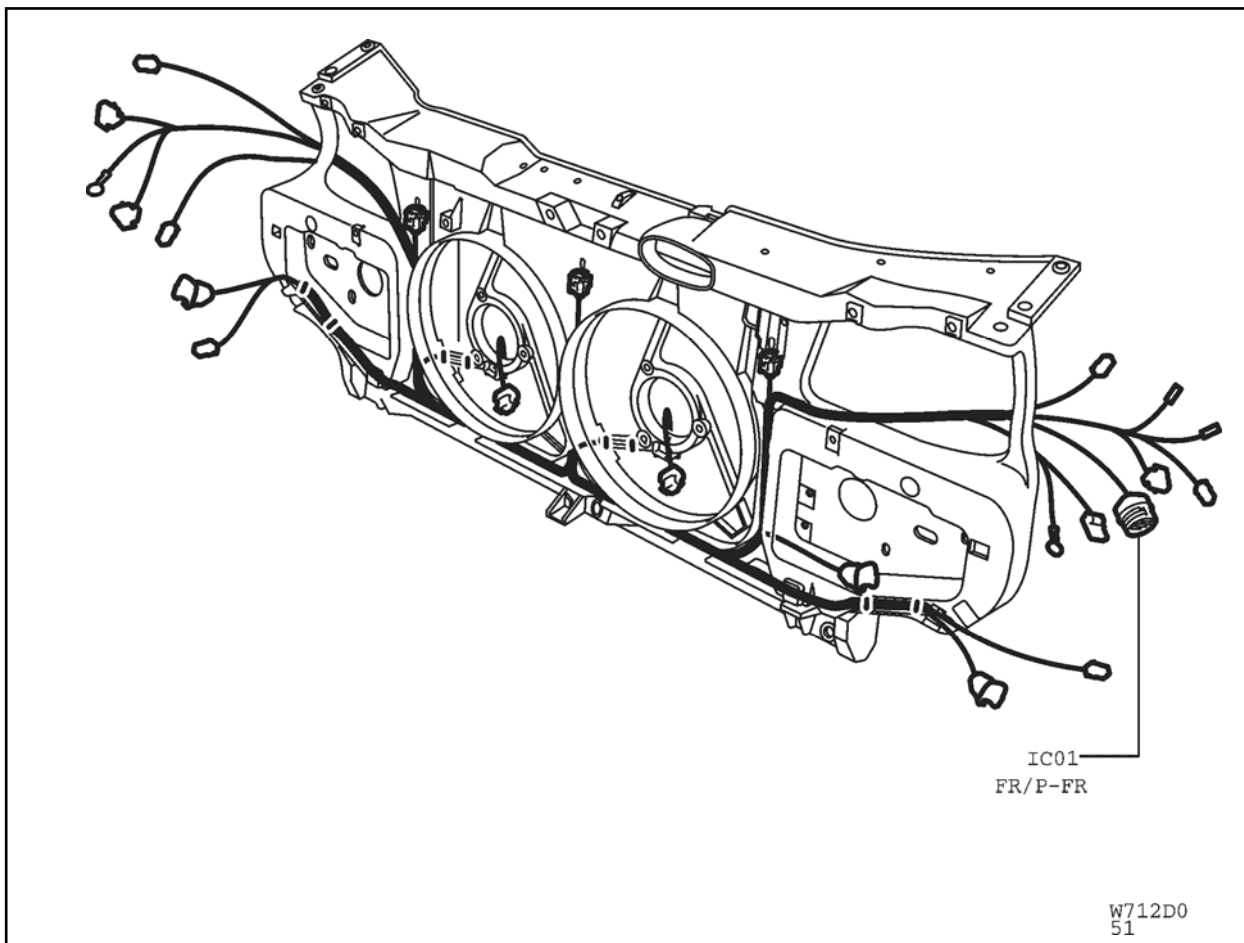


AMP Connector: AMP 953264-2, Black

Function	Pin No.		Function
TEMP-INPUT	18P01	18P10	-
DIAGNOSIS	18P02	18P11	SPEED-INPUT
WEAR-PAD (-)	18P03	18P12	TACHO-INPUT
WEAR-PAD (+)	18P04	18P13	CNG-INPUT
SEAT-BELT	18P05	18P14	FUEL-INPUT
CHECK-ENGINE	18P06	18P15	IGNITION
ANTI-THEFT	18P07	18P16	BATTERY
STOP	18P08	18P17	SGND
FGND	18P09	18P18	SGND

Harnesses and related connectors/components

Front panel harness



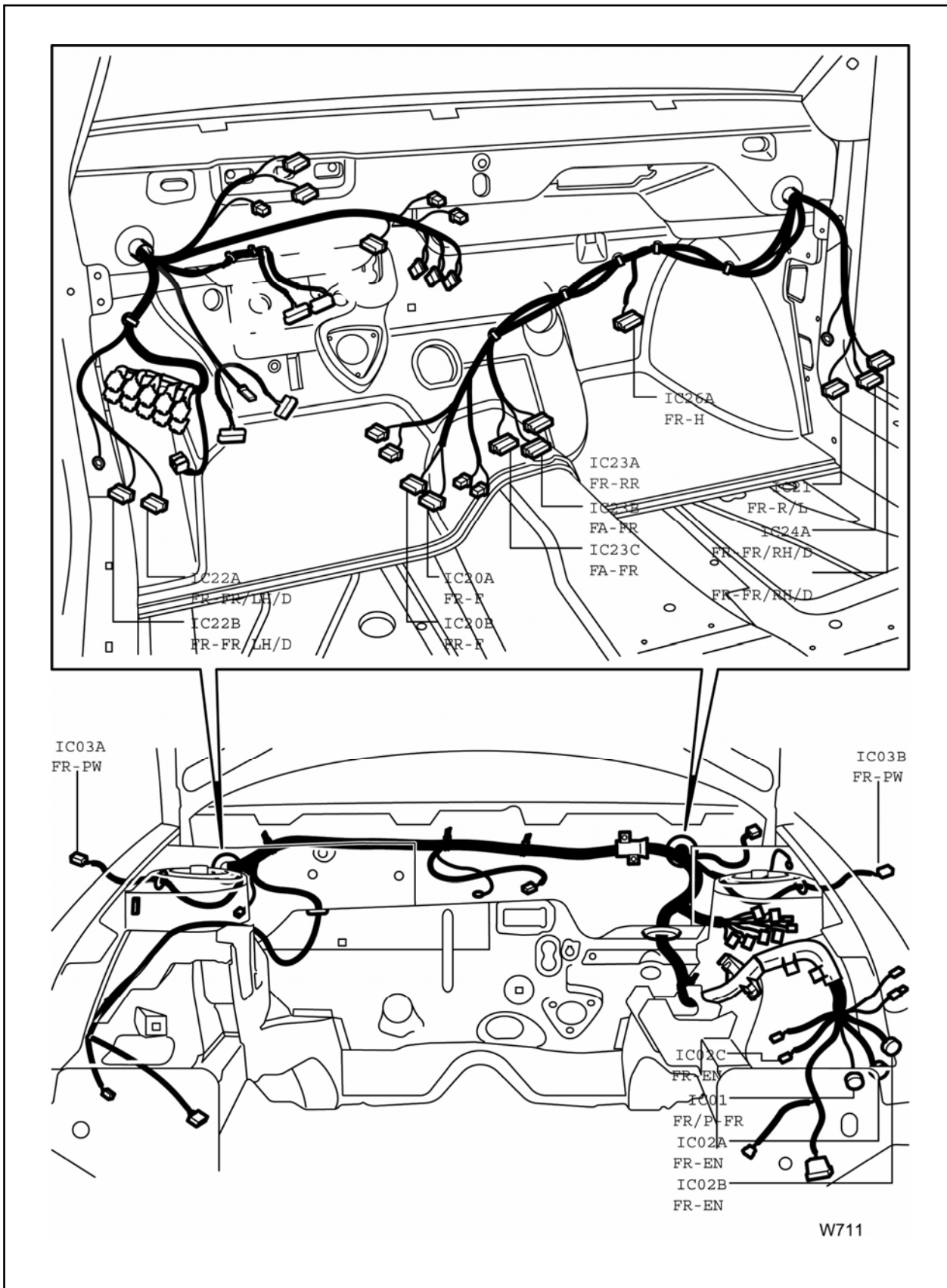
Harness and related

10 FR	Front harness
70 RR	Rear harness
50 FA	Instrument harness
20 EN	Engine harness
20 EN	Mini Engine harness
15 FR/P	Front panel harness
71 T/L	Trunk lid harness
11 B/P/W	Brake Pad wear harness
51 R/L	roof lamp harness
52 HE	Heater harness
62 DS	Door switch harness
60 FR/LH/D	Front door harness (LH)
65 FR/RH/D	Front door harness (RH)
64 RR/D/LH	Rear door harness (LH)
69 RR/D/RH	Rear door harness (RH)
73 REL	Fuel pump harness

Front panel harness connector/components

DESCRIPTION	NUMBER	PINS	COLOUR
Branch Box	BB10	2	Brown
Earth Point	E001	-	-
Earth Point	E002	-	-
Fan	1510A	2	Black
Fan	1510B	2	Black
Fan Relay	1500A	5	Black
Fan Relay	1500B	5	Black
Fan relay	1500C	5	Black
Horn	520A	2	Black
Horn	2520B	2	Black
Interconnector FRP - FR	IC01	23	Grey
LH Front Foglamp	2670	2	White
LH Frt Direction In. Lamp	2320	2	Brown
LH Head Lamp	2610	3	Black
LH Side lamp	2620	2	White
RH Front Foglamp	2675	2	White
RH FRT Direction Lamp	2325	2	Brown
RH Head Lamp	2615	3	Black
RH Side Lamp	2625	2	White

Front harness



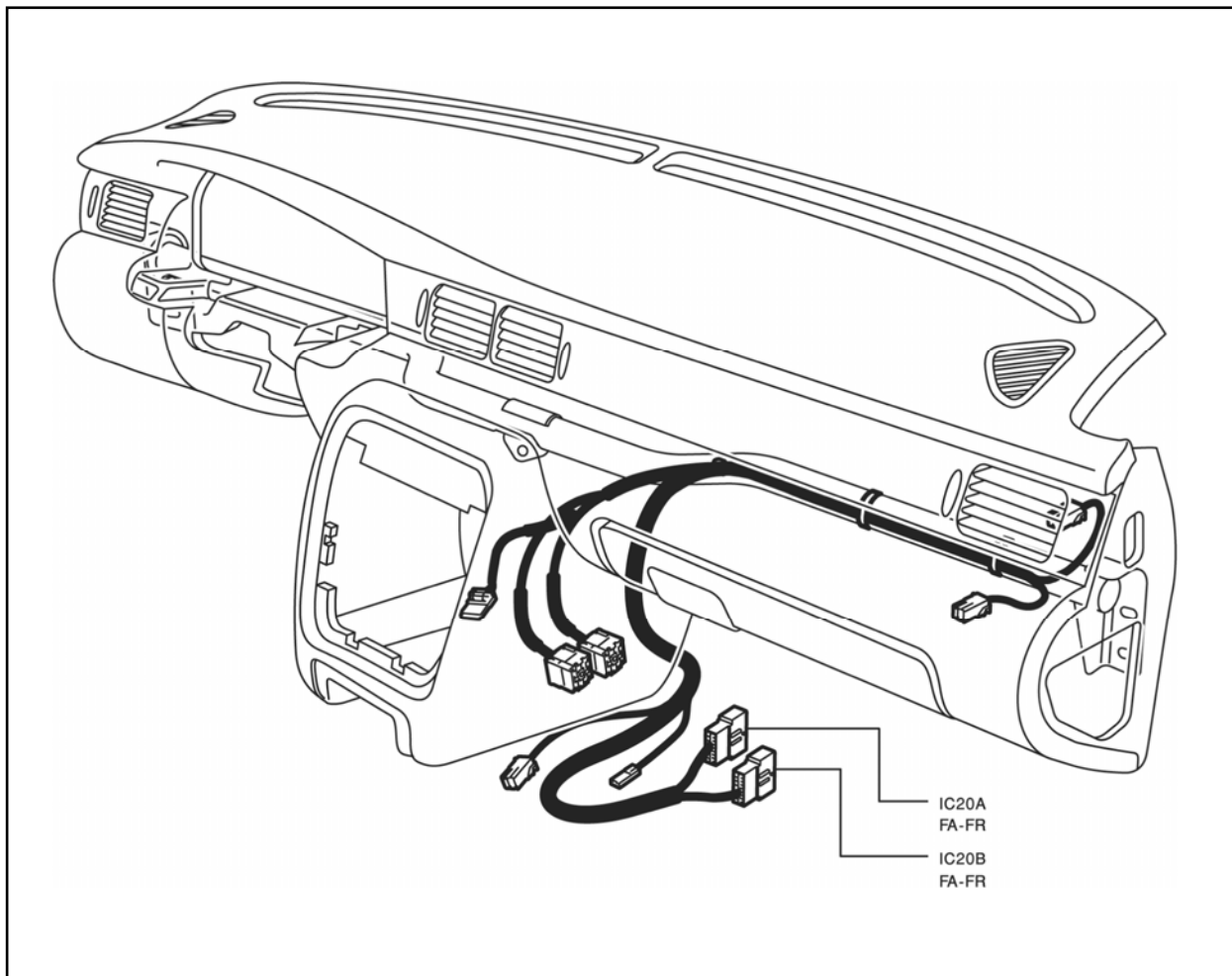
Front harness connector/components

DESCRIPTION	NUMBER	PINS	COLOUR
ACU	8618A	16	Black
ACU	8618B	12	Black
Air Cond. Compressor Relay	8005	5	Green
Blower Relay	8048	5	Yellow
Bonnet Switch	8611	2	Black
Brake Fluid Level Switch	4410	2	Black
Branch Box	BB10B	2	Grey
Branch Box	BB10A	2	Black
Central Locking Control Unit	6235	9	Brown
Cooler Relay	8005B	5	Black
Earth Point	E020A	-	-
Earth Point	E005	-	-
Earth Point	E006	-	-
Earth Point	E020	-	-
Electronic Box Itemp. Unit	8010	15	Black
Flasher Relay	2350	5	Green
Flasher Unit	2305	5	Grey
Front Fog Lamp Relay	2665	5	Violet
Front Window Lift Relay	6020	5	Black
Fuse Box	BF00A	13	Orange
Fuse Box	BF00B	13	Brown
Fuse Box	BF00C	13	Grey
Fuse Box	BF00D	1	Black
Fuse Box	BF00E	2	Black
Fuse Box	BF00F	2	Brown
Fuse Box	BF00G	9	Yellow
Fuse Box	BF00H	13	Red
Fuse Box	BF00I	13	Green
Fuse Box	BF00J	13	Blue
Ignition Switch	CA00A	2	Black
Ignition Switch	CA00B	2	Grey
Ignition Switch	CA00C	2	Brown
Instrument Cluster	0004A	18	White
Instrument Cluster	0004B	18	Black
Clutch switch		2	Brown
Accelerator pedal major		6	black

Front harness connector/components continued

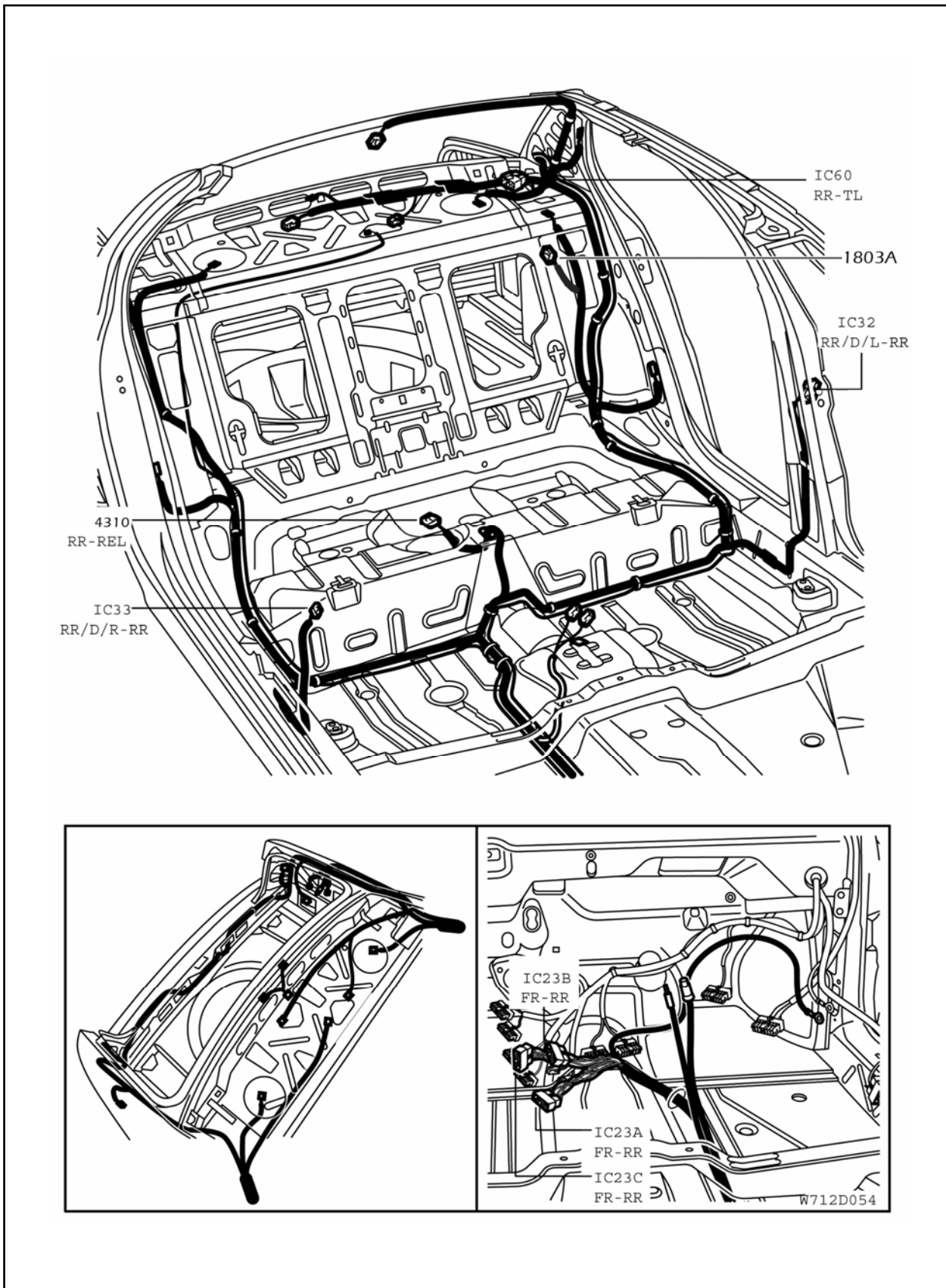
DESCRIPTION	NUMBER	PINS	COLOUR
Interconnector instrument panel to front	IC20A	13	White
Interconnector instrument panel to front	IC20B	13	Black
Interconnector Front to LH door	IC22A	13	Black
Interconnector Front to LH door	IC22B	13	Grey
Interconnector Front to RH door	IC24A	13	Black
Interconnector Front to RH door	IC24B	13	Grey
Interconnector Front to heater	IC26A	11	White
Interconnector Front to roof lamp	IC21	13	Black
Interconnector Front to rear	IC23A	13	Black
Interconnector Front to rear	IC23B	13	Brown
Interconnector Front to rear	IC23C	13	Grey
Interconnector Front to engine	IC02A	23	Black
Interconnector Front to engine	IC02B	23	Brown
Interconnector Front to engine	IC02C	2	Brown
Interconnector Front to front panel	IC01 F	23	Grey
Interconnector Front to brake pad wear	IC03A	2	White
Interconnector Front to brake pad wear	IC03B	2	White
Lamps on Buzzer Relay	4720	5	White
Left hand side repeater flasher	2340	2	White
Lighting and signaling switch	2600B	9	Black
Lighting and signaling switch	2600A	5	White
Lighting rheostat	3050	4	Brown
Pressostat	8007	4	Brown
Radio cassette	8410A	8	Black
Radio cassette	8410B	8	White
Rear screen heater timer switch relay	8116	5	Orange
Rear window lift relay	6126	5	Black
Right hand side repeater flasher	2345	2	White
Screen wiper switch	0005	11	Grey
Security alarm siren	8605	4	Brown
Starter relay	1086	5	Violet
Stop lamp switch	2100	3	Black
Windscreen wash pump	5100	2	Black
Windscreen wiper control unit	5010	9	Blue
Windscreen wiper motor	5015	5	white

Instrument panel harness connector/components



DESCRIPTION	NUMBER	PINS	COLOUR
Cigar Lighter Lamp	3053	1	Black
Clock	7220	4	White
Front Cigar Lighter	8100	3	White
Glove Box Lamp	3115	2	Brown
Glove Box Lamp Switch	3110	2	White
Hazard Warning Switch	2300	8	Black
Interconnector Instrument panel to front	IC20A FA-FR	13	White
Interconnector Instrument panel to front	IC20B FA-FR	13	Black
RR Screen Heater Switch	8110	8	Green

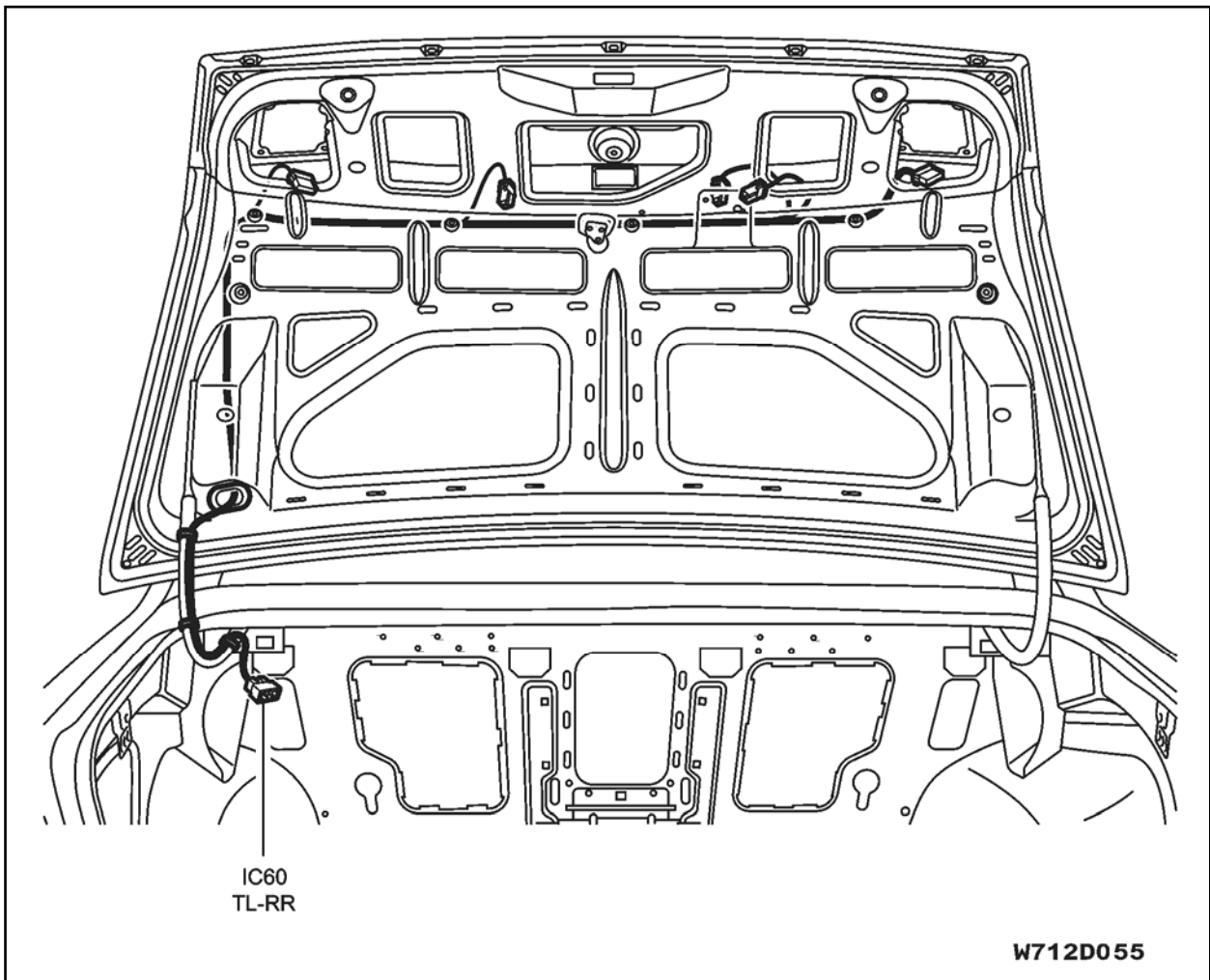
Rear harness



Rear harness connector/components

DESCRIPTION	NUMBER	PINS	COLOUR
Door Contact Switch	3003A	-	-
Door Contact Switch	3003	1	Black
Door Contact Switch	3002	1	Black
Door Contact Switch	3002A	-	-
Earth Point	E027	-	-
Earth Point	E026D	-	-
Earth Point	E026G	-	-
Electric Aerial	8405	3	White
Fuel Filler Flap Lock Motor	6265	2	White
Fuel Gauge & Fuel pump	1211	6	Black
Hand Brake Switch	4400	2	Brown
Heated Rear Screen	8120A	1	Black
High Mounting Stop Lamp	2110	2	Brown
Interconnector Front to rear	IC23A	13	White
Interconnector Front to rear	IC23B	13	Brown
Interconnector Front to rear	IC23C	13	Grey
Interconnector Rear to rear door (RH)	IC33	9	Brown
Interconnector Rear to rear door (LH)	IC32	9	Brown
Interconnector RR-TL	IC60	9	Brown
Loud Speaker (LH)	8430	2	Yellow
Loud Speaker (RH)	8435	2	Yellow
Rear Roof Lamp	3020	4	Black
Tail Light (LH)	2630	6	Brown
Tail Light (RH)	2635	6	Brown
Trunk Lamp	3105A	1	-
Trunk Lamp	3105B	1	-
Trunk Lamp Switch	3100	2	Brown
Rear Cigar lighter lamp	3053B	1	Black
Rear Cigar lighter	8105	3	White
Reverse sensor buzzer	2225	2	White
Reverse sensor unit	2220	4	White
CNG tank valve 1	1803A	2	Black
CNG tank valve 2	1803B	2	Black

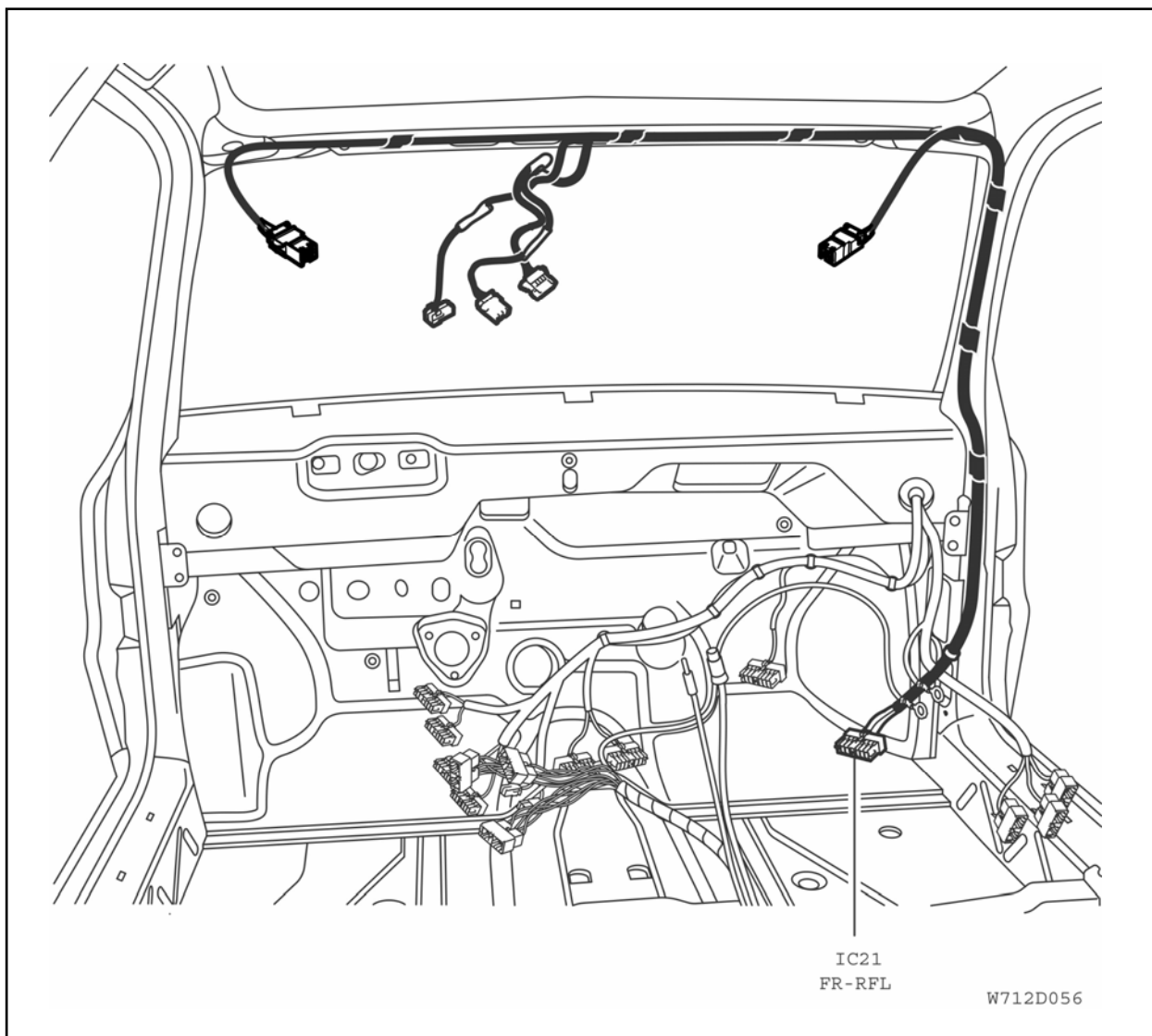
Trunk lid harness



Trunk lid harness connector/components

DESCRIPTION	NUMBER	PINS	COLOUR
Interconnector Rear to trunk lid	IC60	9	Brown
Licence Plate Lamp	2636	2	White
Licence Plate Lamp	2633	2	White
Tail Lamp Trunk Lid (LH)	2632	6	Brown
Tail Lamp Trunk Lid (RH)	2637	6	Brown
Trunk Lid lock Actuator	6260	2	White

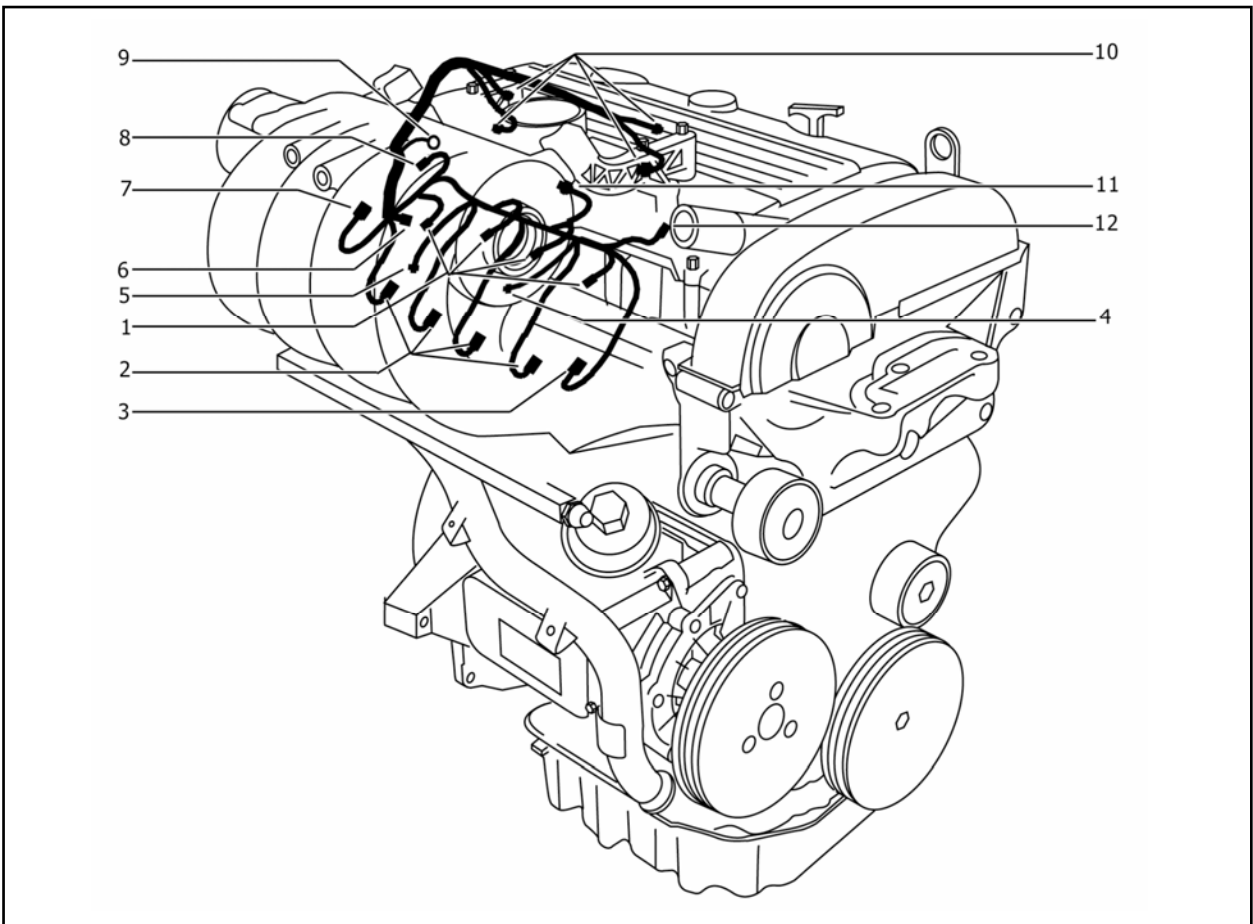
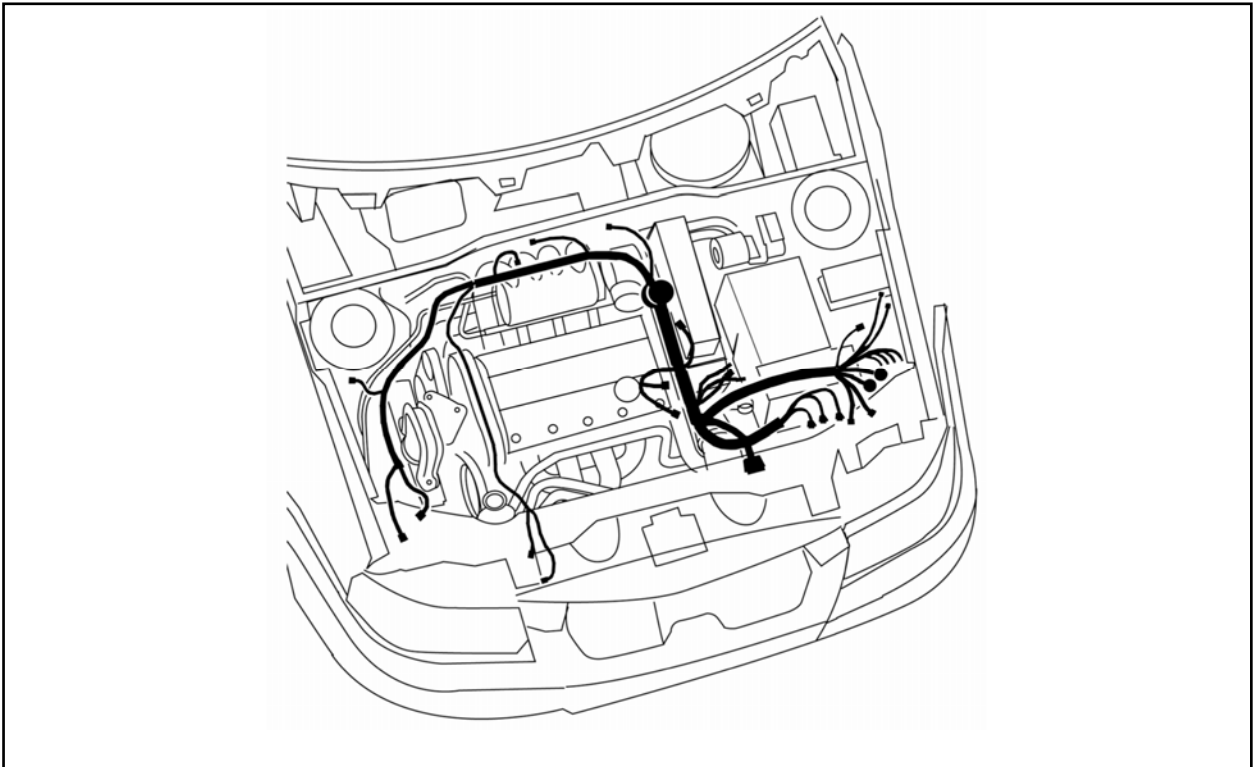
Front roof lamp harness



Front roof lamp harness connector / components

DESCRIPTION	NUMBER	PINS	COLOUR
Interconnector front to roof lamp	IC21	13	Black
Infra red receiver	6230	8	Black
Map reading lamp	3065	2	Brown
Roof lamp	3010	4	Black
Sunvisor lamp	3060	2	White
Sunvisor lamp	3061	2	White

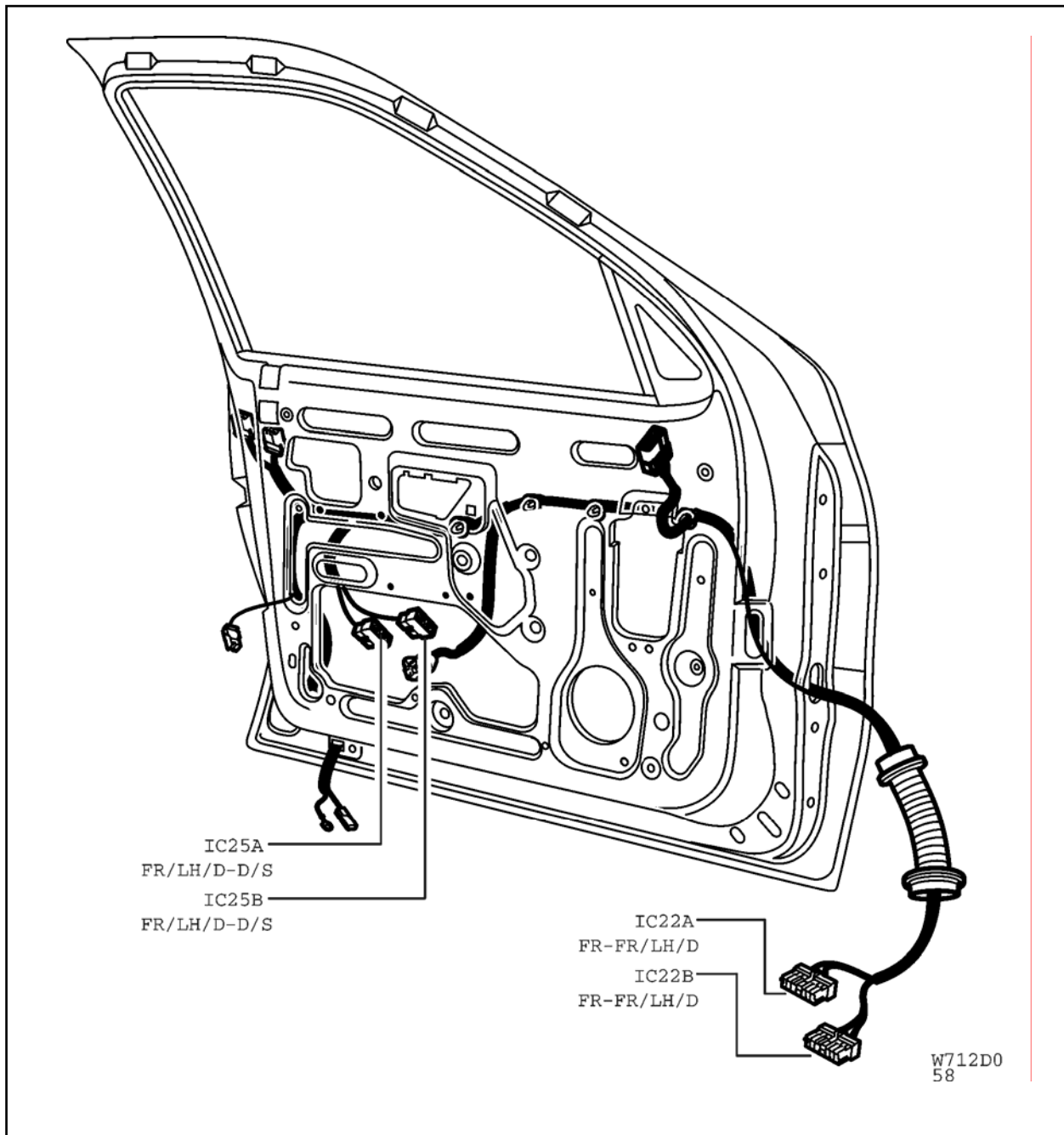
Engine harness



Engine harness connector/components

DESCRIPTION	NUMBER	PINS	COLOUR
Fuel pump relay	1200	5	Black
Air Conditioning Compressor	8020	2	White
Alternator	1020	2	Black
Battery +VE Control Unit	BB10	2	Black
Canister Purge Solenoid Valve	1215	2	Black
Ignition coil relay	1127	5	Black
Coolant Thermistor	1220	3	Gray
Power steering sensor	7113	2	blue
Earth Point	E040	--	--
Engine Speed Sensor	1313	3	Brown
Up stream oxygen sensor	1350	6	Black
Down stream oxygen sensor	1351	4	Green
Ignition Injection Control Unit (Bosch)	1320	128	Black
Inertial Switch	1203	3	Black
INJ. Multi-Function Double Rel.	1304	15	Black
Injection Ignition Test Con.	C1300	2	Green
Injection Potentiometer	1317	3	White
Injector Cylinder No. 1	1331	2	Black
Injector Cylinder No. 2	1332	2	Black
Injector Cylinder No. 3	1333	2	Black
Injector Cylinder No. 4	1334	2	Black
Inlet Air Thermistor	1240	2	Grey
Inlet Manifold Pressure Sensor	1312	3	Black
Interconnector Front to engine	IC02A	23	Black
Interconnector Front to engine	IC02B	23	Brown
Interconnector Front to engine	IC02C	2	Brown
Interconnector Engine to sub engine	IC022	36	Black
Knock Detector	1120	3	Green
Oil Pressure Switch	4110	2	Grey
Oil Vapor Heater Element	1273	2	Red
Reverse Lamp Switch	2200	2	Grey
Starter	1010	--	--
Supply Pump Fuse Holder Con.	C1260	2	Black
ECU Fuse con.	C1320	2	Black
Vehicle Speed Sensor	1620	3	White
Ignition coil 1	1131	3	Black
Ignition coil 2	1132	3	Black
Ignition coil 3	1133	3	Black
Ignition coil 4	1134	3	Black
ECU con. A	1320A	48	Black
ECU con. B	1320B	48	Brown
ECU con. C	1320C	32	Gray
CNG Regulator major	1830	2	Black
CNG high Pressure sensor	1831	3	Black

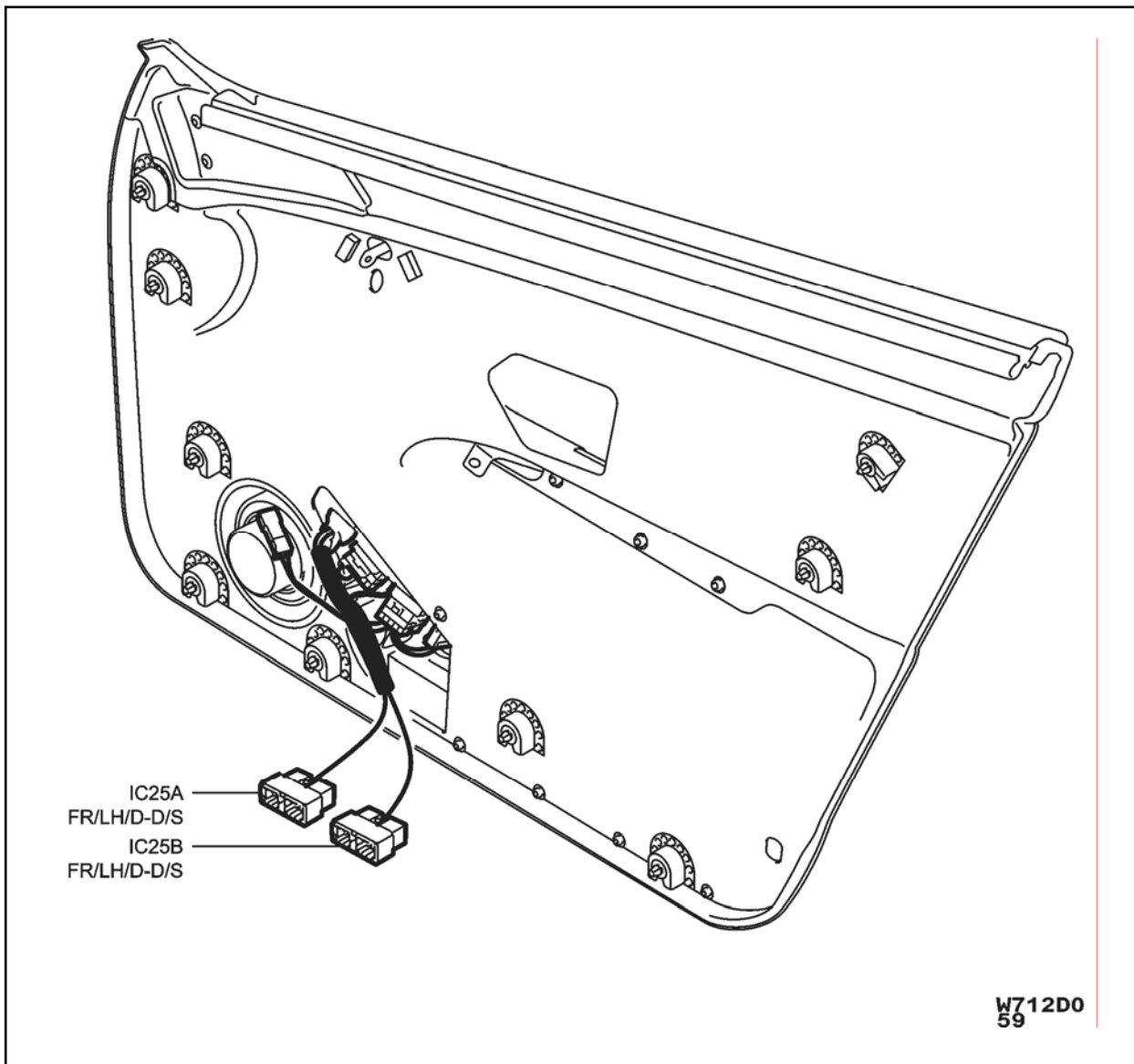
Front driver door harness



Front driver door harness connector / components

DESCRIPTION	NUMBER		PINS	COLOUR
Door Contact Switch	3000A	-		-
Door Contact Switch	3000	1		Black
Door Lamp	3040	2		White
Door Lock Motor	6240	2		Brown
Door Lock Switch	6200	3		White
Interconnector Front to front LH door	IC22A	13		Black
Interconnector Front to front LH door	IC22B	13		Grey
Interconnector Front LH door to door switch	IC25A	13		Brown
Interconnector Front LH door to door switch	IC25BF	13		Grey
Mirror Motors	6410	5		White
Window Winder Motor	6040	2		Grey

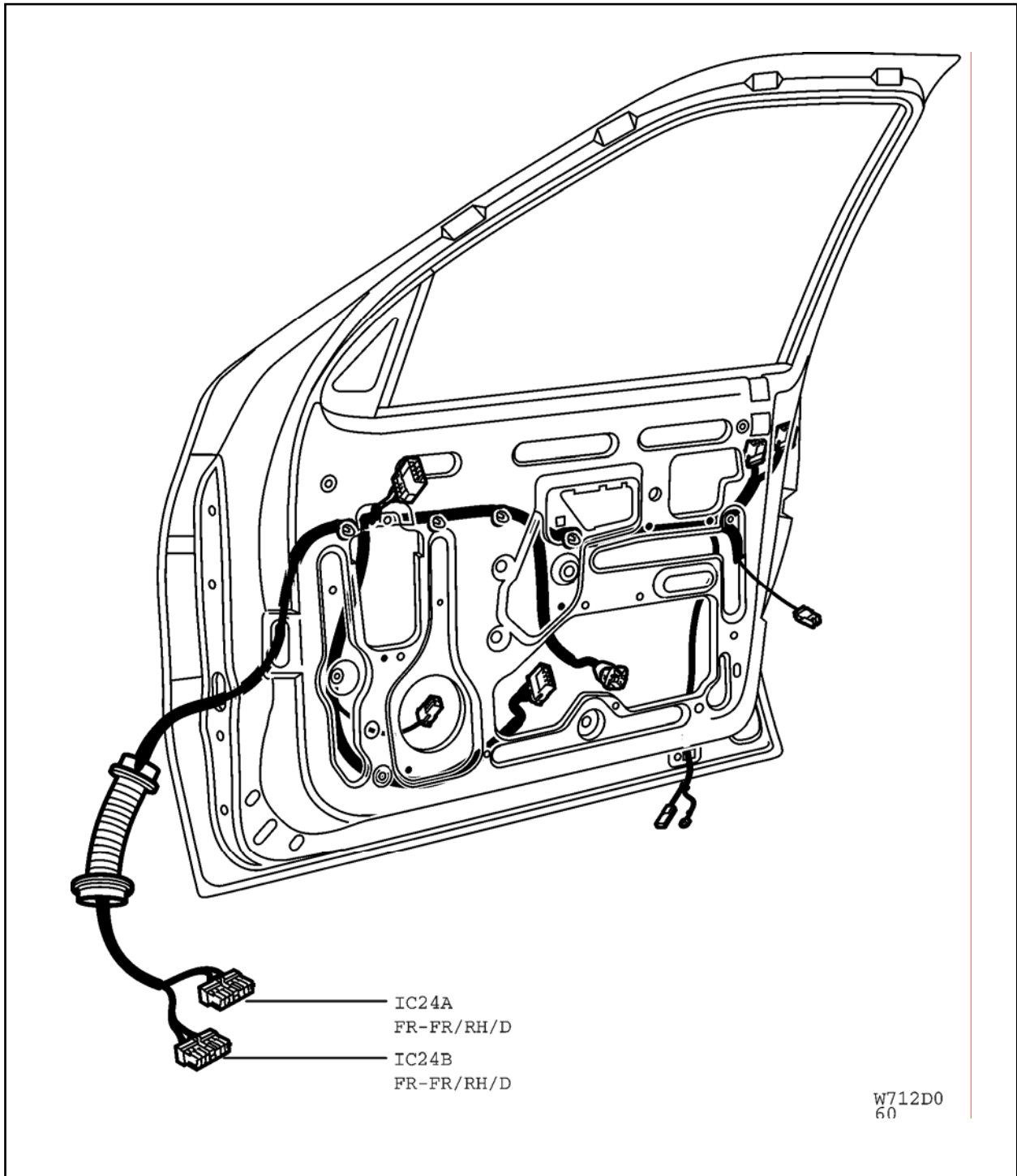
Front driver door switch harness



Door switch harness, connector/components

DESCRIPTION	NUMBER	PINS	COLOUR
Auto window winder switch	6000	7	Blue
Electronic Box	6000	9	Red
Interconnector Front LH door to door switch	IC25A	13	Brown
Interconnector Front LH door to door switch	IC25BF	13	Grey
Isolator switch	6120	5	Grey
Loud speaker	8420	2	Yellow
Window winder switch FR RH	6015	5	Brown
Window winder switch Rear LH	6110	5	White
Window winder switch Rear RH	6115	5	Black
Mirror Switch	6400	8	Black

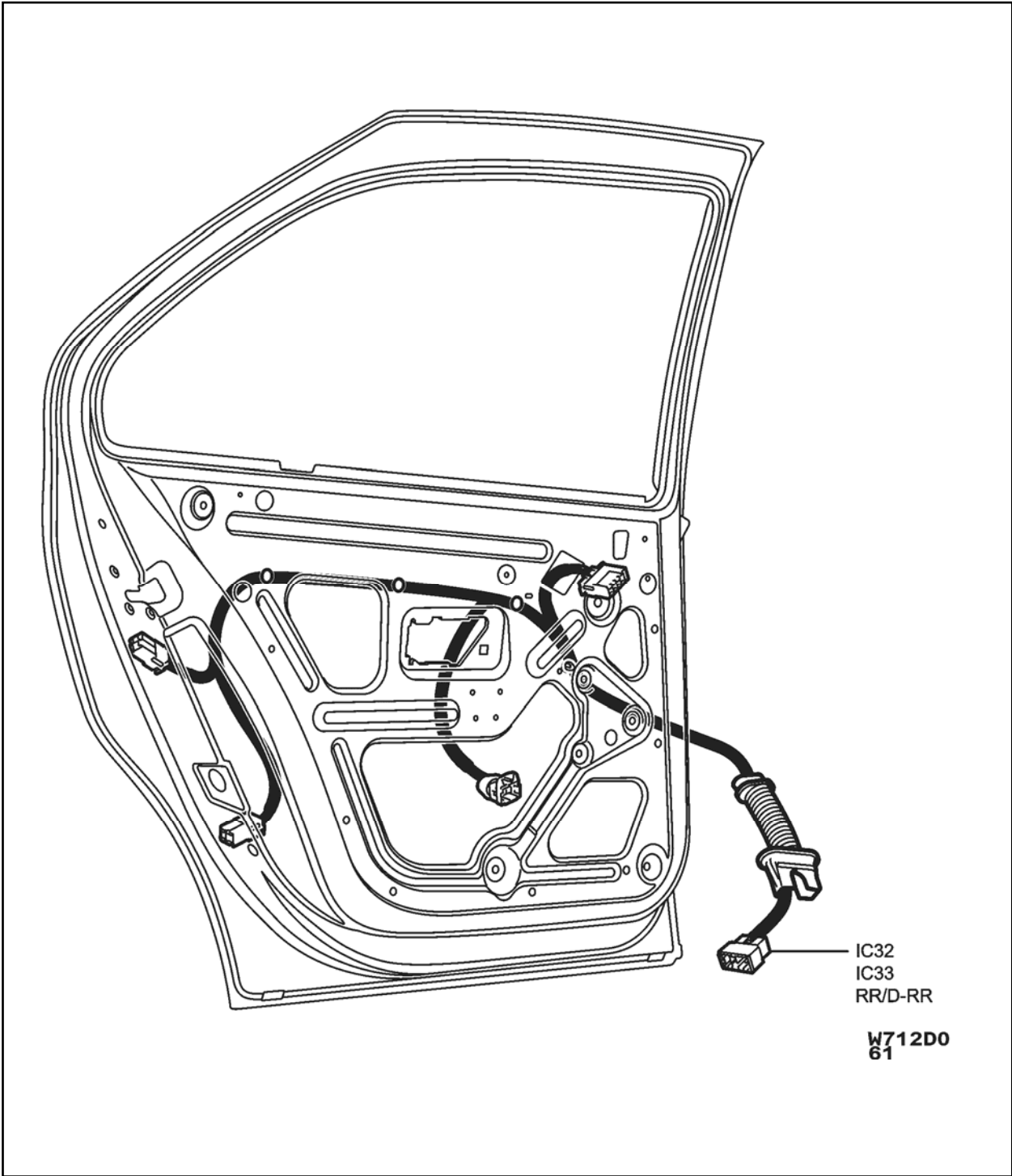
Front passenger door harness



Front passenger door harness connector/components

DESCRIPTION	NUMBER	PINS	COLOUR
Door Contact Switch	3001A		
Door Contact Switch	3001	1	Black
Door Lamp	3045	2	White
Door Lock Motor	6245	2	Brown
Door Lock Switch	6205	3	White
Interconnector Front to front RH door	IC24A	13	Black
Interconnector Front to front RH door	IC24B	13	Grey
Loud Speaker	8425	2	Yellow
Mirror Motors	6415	10	Black
Window Winder Motor	6045	2	Grey
Window Winder Switch	6005	5	Brown

Rear door harness



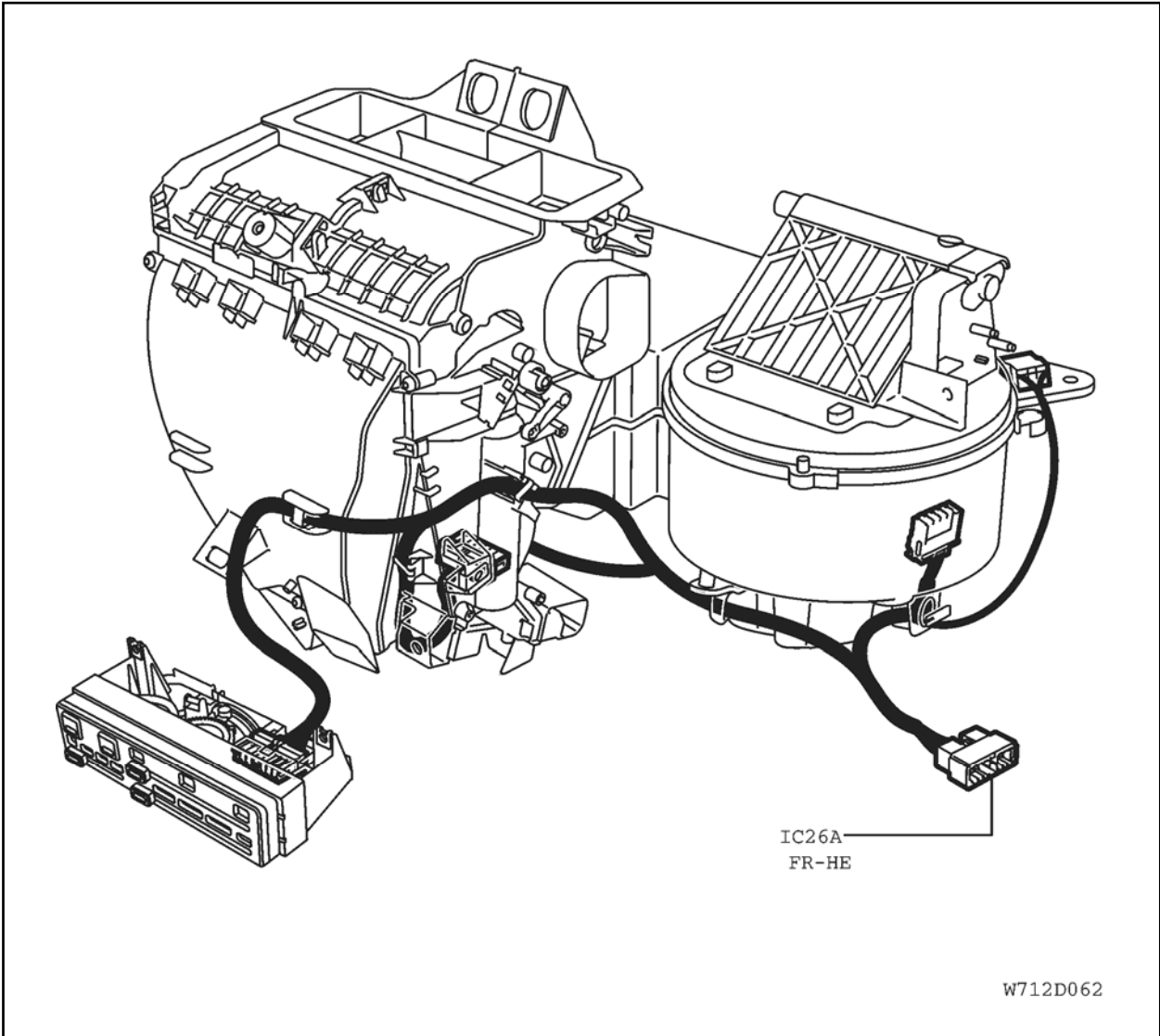
Rear LH door harness connector/components

DESCRIPTION	NUMBER	PINS	COLOUR
Door Lamp	3042	2	White
Interconnector Rear to rear door	LH IC32	9	Brown
Rear Door Lock Motor	6250	2	Brown
Window Winder Motor	6130	2	Grey
Window Winder Switch	6100	5	Grey

Rear RH door harness connector/components

Door Lamp	3047	2	White
Interconnector Rear to Rear Door LH	IC33	9	Brown
Rear Door Lock Motor	6255	2	Brown
Window Winder Motor	6135	2	Gray
Window Winder Switch	6105	5	Red

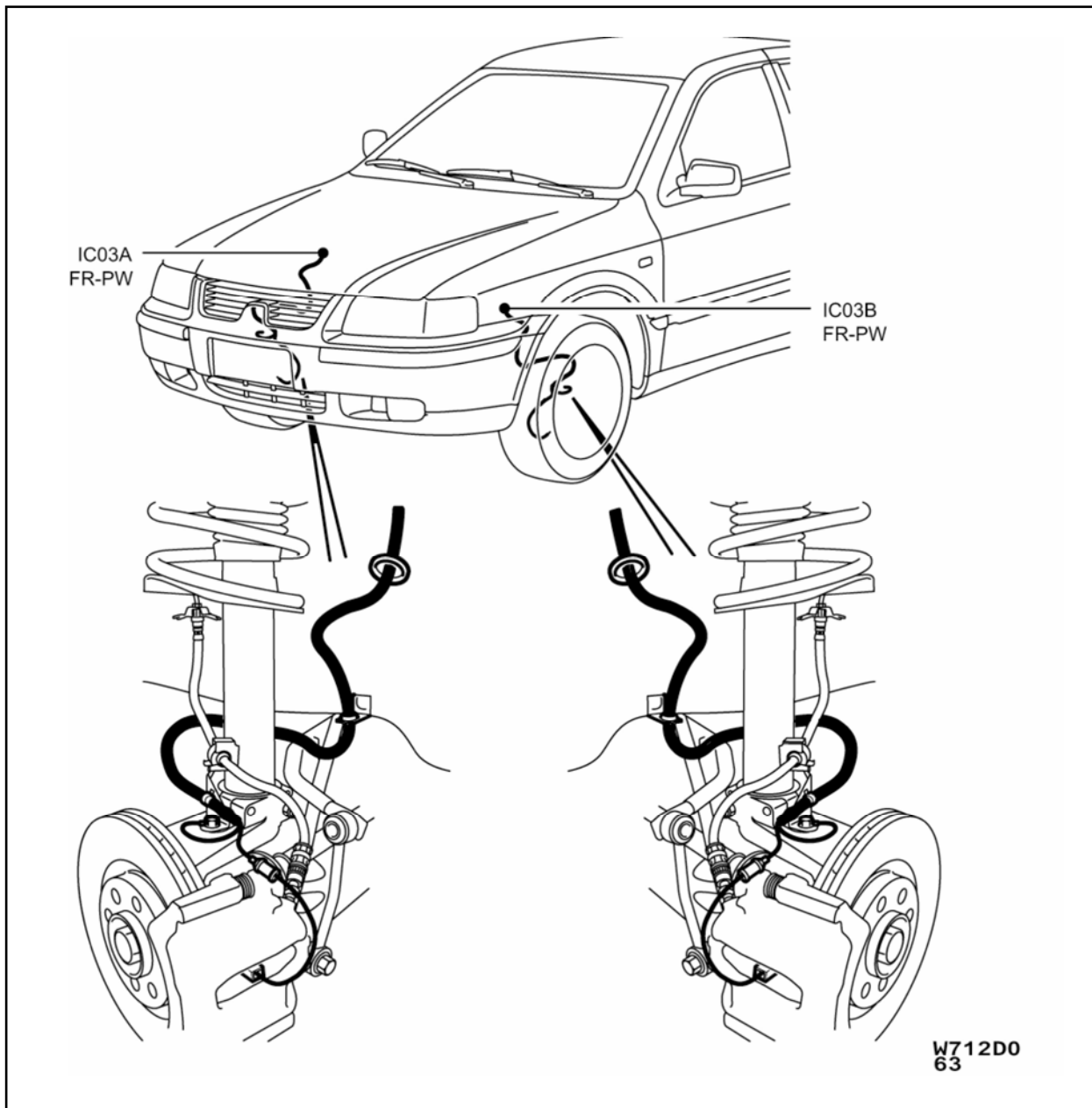
Heater harness



Heater harness connector/components

DESCRIPTION	NUMBER	PINS	COLOUR
Passenger compartment temperature electronic thermostat	8035	7	White
Blower control module/ Heater blower motor	8045/8050	4	Brown
Heater panel	8025	13	White
Evaporator thermostat	8006	2	Black
Air inlet flap reduction motor	8070	5	Brown
Interco FR-HE	IC26A	11	White

Brake wear harness



Brake wear harness connector / components (LH & RH)

DESCRIPTION	NUMBER	PINS	COLOUR
Interconnector front to brake pad wear	IC03	2	White
Earth pads	E009	--	--
Brake pads	4430	1	White

NUMBER	DESCRIPTION	PINS	COLOUR	HARNESS
BB00	Battery			
BB10	Branch Box			
BF00	Fuse Box Front			
C1260	Supply Pump Fuse Holder Connector	2	Black	Engine
C1320	ECU Fuse	2	Black	Engine
C001	Injection Ignition Test Connector	16	Black	Front
SW00	Ignition switch			Front
0002	Lighting and signaling switch			Front
0004	Instrument Cluster			Front
0005	Screen Wiper Switch	11	Grey	Front
1010	Starter			Engine
1020	Alternator	2	Black	Engine
1086	Starter Relay	5	Black	Front
1120	Knock Detector	3	Green	Engine
1135	Ignition Coil	4	Black	Engine
1200	Fuel coil Relay	5	Black	Engine
1203	Inertial Switch(Cut off Fuel Pump Switch)	3	Black	Engine
1215	Canister Purge Solenoid Valve	2	Black	Engine
1220	Coolant Thermistor	2	Green	Engine
1225	Idling Regulation Stepper Motor	4	Black	Engine
1240	Inlet Air Thermistor	2	Grey	Engine
1270	Throttle Housing Heater Resistor	2	Yellow	Engine
1273	Oil Vapor Heater Element	2	Red	Engine
1312	TMAP sensor	4	Black	Engine
1313	Engine Speed Sensor	3	Brown	Engine
1350	Up stream oxygen sensor	6	Black	Engine
1351	Down stream oxygen sensor	4	Green	Engine
1810	Gas / Gasoline selector	8	Blue	Front
1261	Accelator pedal module	-	-	-
1320A	ECU connector	48	Black	Engine
1320B	ECU connector	48	Brown	Engine
1320C	ECU connector	32	Gray	Engine
1331-P	Petrol injector cylinder No.1	2	Black	Sub - Engine
1331-G	Gasinjector cylinder No.1	2	Black	Engine
1332-P	Petrol injector cylinder No.2	2	Black	Engine
1332-G	Gasinjector cylinder No.2	2	Black	Engine
1333-P	Petrol injector cylinder No.3	2	Black	Engine
1333-G	Gasinjector cylinder No.3	2	Black	Engine
1334-P	Petrol injector cylinder No.4	2	Black	Engine
1334-G	Gasinjector cylinder No.4	2	Black	Engine
1317	Injection Potentiometer	3	White	Engine
1127	Ignition Coil Relay	5	Black	Engine
1803A	CNG tank valve	2	Black	Rear
1803B	CNG tank valve	2	Black	Rear
1830	CNG Regulator module	2	Black	Engine
1831	High pressure sensor	3	Black	Engine
1620	Vehicle Speed Sensor	3	White	Engine
2100	Stop Lamp Switch	2	Black	Front
2110	High Mounting Stop Lamp	2	White	Rear
2200	Reverse Lamp Switch	2	Grey	Engine
2300	Hazard Warning Switch	8	Black	Instrument Panel
2305	Flasher Unit	5	Grey	Front
2320	Left Hand Front Direction Indicator Lamp	2	Brown	Front Panel
2325	Left Hand Front Direction Indicator Lamp	2	Brown	Front Panel
2340	Left Hand Side Repeater Flasher	2	White	Front
2345	Right Hand Side Repeater Flasher	2	White	Front
2350	Flasher Relay	5	Green	Front
2610	Left Hand Head Lamp	3	Black	Front Panel
2615	Right Hand Head Lamp	3	Black	Front Panel
2620	Left Hand Side lamp	2	White	Front Panel
2625	Right Hand Side Lamp	2	White	Front Panel
2630	Left Hand Tail Light	6	Brown	Rear
2632	Left Hand Tail Lamp on Trunk Lid	6	Brown	Trunk Lid
2633	Licence Plate Lamp	2	White	Trunk Lid

2635	Right Hand Tail Light	6	Brown	Rear
2636	Licence Plate Lamp	2	White	Trunk Lid
2637	Tail Lamp Trunk Lid (Right Hand)	6	Brown	Trunk Lid
2665	Front Fog Lamp Relay	5	Violet	Front
2670	Left Hand Front Foglamp	2	White	Front Panel
2675	Right Hand Front Foglamp	2	White	Front Panel
3000	Door Contact Switch	1	Black	Front Door (LH)
3001	Door Contact Switch	1	Black	Front Door
3002	Door Contact Switch	1	Black	Rear
3003	Door Contact Switch	1	Black	Rear
3005	Roof Lamp Timer	7	Brown	Instrument Panel
3010	Roof Lamp	4	Black	Front Roof Lamp
3020	Rear Roof Lamp	4	Black	Rear
3040	Left Hand Front Door Lamp	2	White	Front Door (LH)
3042	Left Hand Rear Door Lamp	2	White	Rear Door (LH)

NUMBER	DESCRIPTION	PINS	COLOUR	HARNESS
3047	Right Hand Rear Door Lamp	2	White	Rear Door (RH)
3045	Right Hand Front Door Lamp	2	White	Front Door (RH)
3050	Lighting Rheostat	4	Brown	Front
3053	Cigar Lighter Lamp	1	Black	Instrument Panel
3060	Sunvisor Lamp	2	White	Front Roof lamp
3061	Sunvisor Lamp	2	White	Front Roof lamp
3065	Map Reading lamp	2	Brown	Front Roof lamp
3100	Trunk Lamp Switch	2	Brown	Rear
3110	Glove Box Lamp Switch	2	White	Instrument
3115	Glove Box Lamp	2	Brown	Instrument
4025	Coolant Thermistor Thermal Switch	2	Blue	Engine
4110	Oil Pressure Switch	2	Grey	Engine
4120	Engine Oil Level Sensor	2	Yellow	Engine
4310	Fuel Gauge	6	Black	Rear
4400	Hand Brake Switch	2	Brown	Rear
4410	Brake Fluid Level Switch	2	Black	Front
4720	Lamps on Buzzer Relay	5	White	Front
5010	Windscreen Wiper Control Unit	9	Blue	Front
5015	Windscreen Wiper Motor	5	White	Front
5100	Windscreen Wash Pump	2	Black	Front
6000	Auto Window Winder Switch	7	Blue	Door Switches
6005	Window Winder Switch	5	Brown	Front Door
6015	Front Right Hand Window Winder Switch	5	Brown	Door Switches
6020	Front Window Lift Relay	5	Black	Front
6030	Window Winder Electronic Box	9	Red	Door Switches
6040	Window Winder Motor(Front Left Hand)	2	Grey	Front Door (LH)
6045	Window Winder Motor (front RH)	2	Grey	Front Door
6100	Rear Switch For Left Hand Rear window	5	Grey	Rear Door (LH)
6105	Rear Switch For Right Hand Rear Window	5	Grey	Rear Door (RH)
6110	Front Switch For Left Hand Rear Window	5	White	Door Switches
6115	Front Switch For Right Hand Rear Window	5	Black	Door Switches
6120	Rear Electric Windows locking Switch	9	Grey	Door Switches
6126	Rear Window Lift Relay	5	Black	Front
6130	Window Winder Motor (Rear Left Hand)	2	Grey	Rear Door (LH)
6135	Window Winder Motor (Rear Right Hand)	2	Grey	Rear Door (RH)
6200	Left Hand front Door Lock Switch	3	White	Front Door (LH)
6205	Right Hand Front Door Lock Switch	3	White	Front Door
6230	Infra Red Receiver	8	Black	Front Roof Lamp
6235	Central Locking Control Unit	9	Brown	Front
6240	Left Hand Front Door Lock Motor	2	Brown	Front Door (LH)
6245	Right Hand Front Door Lock Motor	2	Brown	Front Door
6250	Left Hand Rear Door Lock Motor	2	Brown	Rear Door (LH)
6255	Right Hand Rear Door Lock Motor	2	Brown	Rear Door (RH)
6260	Trunk Lid lock Actuator	2	White	Trunk Lid
6265	Fuel Filler Flap Lock Motor	2	White	Rear
6410	Left Hand Mirror Motors	5	White	Front Door (LH)
6415	Right Hand Mirror Motors	5	White	Front Door
7220	Clock	4	White	Instrument Panel
7045	Clutch switch	2	Brown	-
8005	Air Condition Compressor Relay	5	Yellow	Front
8007	Pressostat	4	Brown	Front
8008	Air Conditioning Engine Coolant Temperature Termistor	2	Brown	Engine
8010	Air Conditioning Engine Coolant Temperature unit	15	Black	Front
8020	Air Conditioning Compressor	2	White	Engine
8048	Blower Relay	5	Yellow	Front
8100	Front Cigar Lighter	3	White	Instrument Panel
8110	Rear Screen Heater Switch	8	Green	Instrument Panel
8116	Rear Screen Heater Timer Switch Relay	5	Orange	Front
8405	Electric Aerial 3 White Rear			

8410	Radio Cassette			Front
8420	Front Loud Speaker (Left Hand)	2	Yellow	Door Switches
8425	Front Loud Speaker (Right Hand)	2	Yellow	Front Door
8430	Rear Loud Speaker (Left Hand)	2	Yellow	Rear
8435	Rear Loud Speaker (Right Hand)	2	Yellow	Rear
7113	Power steering sensor	2	Blue	Engine

NUMBER	DESCRIPTION	PINS	COLOUR	HARNESS
8605	Security Alarm Siren	4	Brown	Front
8611	Bonnet Switch	2	Black	Front
8618	Alarm Control Unit	16/12	Black	Front
1304	Injection Multi-Function Double Relay	15	Black	Engine
1500	Fan Relay	5	Black	Front Panel
1510	Fan	2	Black	Front Panel
2520	Horn	2	Black	Front Panel
3000	Front Door Contact Switch (left Hand)	1	Black	Front Door
3001	Front Door Contact Switch (Right Hand)	1	Black	Front Door
3002	Rear Door Contact Switch (Left Hand)	1	Black	Rear
3003	Rear Door Contact Switch (Right Hand)	1	Black	Rear
3005	Trunk Lamp	1	--	Rear
3005	Trunk Lamp	1	--	Rear
8005	Cooler Relay	5	Black	Front
8120	Heated Rear Screen	1	Black	Rear

Earth points

NUMBER	DESCRIPTION	PINS	COLOUR	HARNESS
E001	Earth Point	--	--	Front Panel
E002	Earth Point	--	--	Front Panel
E005	Earth Point	--	--	Front
E006	Earth Point	--	--	Front
E020	Earth Point	--	--	Front
E020A	Earth Point	--	--	Front
E026D	Earth Point	--	--	Rear
E026G	Earth Point	--	--	Rear
E027	Earth Point	--	--	Rear
E040	Earth Point	--	--	Engine

Instrument cluster warning lamps

NUMBER	DESCRIPTION OF LAMP
V1000	No charge warning
V1300	Injection ignition test warning
V2320	LH direction indicator warning
V2330	RH direction indicator warning
V2610	Dipped beam warning
V2620	Main beam warning
V2660	Front fog light indicator
V2665	Rear fog light indicator
V4020	Coolant temperature warning
V4110	Engine oil low pressure warning
V4300	Fuel low level warning
V4400	Handbrake warning
V4420	Handbrake/low brake fluid level warning
V4430	Brake pad wear warning
V4700	Door open warning
V7000	Anti- lock brakes set warning

Interconnectors


NUMBER	DESCRIPTION	PINS	COLOUR	HARNESS
IC01	Interconnector FR/P-FR	23	Grey	Front Panel
IC01	Interconnector FR/P-FR	23	Grey	Front
IC02A	Interconnector FR-EN	23	Black	Engine
IC02A	Interconnector FR-EN	23	Black	Front
IC02B	Interconnector FR-EN	23	Brown	Engine
IC02B	Interconnector FR-EN	23	Brown	Front
IC02C	Interconnector FR-EN	2	Brown	Engine
IC02C	Interconnector FR-EN	2	Brown	Front
IC03A	Interconnector FR-PW	2	White	Front
IC03B	Interconnector FR-PW	2	White	Front
IC20A	Interconnector FA-FR	13	White	Instrument Panel
IC20A	Interconnector FA-FR	13	White	Front
IC20B	Interconnector FA-FR	13	Black	Instrument Panel
IC20B	Interconnector FA-FR	13	Black	Front
IC21	Interconnector FR-RFL	13	Black	Front Roof Panel
IC21	Interconnector FR-RFL	13	Black	Front
IC22A	Interconnector FR-FR/LH/D	13	Black	Front Door (LH)
IC22A	Interconnector FR-FR/LH/Door	13	Black	Front
IC22B	Interconnector FR-FR/LH/D	13	Grey	Front Door (LH)
IC22B	Interconnector FR-FR/LH/Door	13	Grey	Front
IC23A	Interconnector FR-RR	13	Black	Rear
IC23A	Interconnector FR-RR	13	Black	Front
IC23B	Interconnector FR-RR	13	Brown	Rear
IC23B	Interconnector FR-RR	13	Brown	Front
IC23C	Interconnector FR-RR	13	Grey	Rear
IC23C	Interconnector FR-RR	13	Grey	Front
IC24A	Interconnector FR-FR/RH/D	13	Black	Front Door
IC24A	Interconnector FR-FR/RH/D	13	Black	Front
IC24B	Interconnector FR-FR/RH/D	13	Grey	Front Door
IC24B	Interconnector FR-FR/RH/D	14	Grey	Front
IC25A	Interconnector FR/LH/D-D/S	13	Brown	Door Switches Front
IC25A	Interconnector FR/LH/D-D/S	13	Brown	Front Door (LH)
IC25B	Interconnector FR/LH/D-D/S	13	Grey	Door Switches Front
IC25B	Interconnector FR/LH/D-D/S	13	Grey	Front Door (LH)
IC26A	Interconnector FR-H	11	White	Front
IC26A	Interconnector FR-H	1	White	Heater
IC32	Interconnector RR/D-RR	9	Brown	Rear Door
IC32	Interconnector RR-RR/D	9	Brown	Rear
IC33	Interconnector RR-RR/D	9	Brown	Rear
IC35	Interconnector RR-REL	2	White	Rear
IC60	Interconnector RR-TL	9	Brown	Rear
IC60	Interconnector TL-RR	9	Brown	Trunk Lid
IC022	Interconnector ENG	36	Black	-
IC022	Interconnector Sub.ENG	36	Black	-

Components with Multiple connectors

NUMBER	DESCRIPTION	PINS	COLOUR	HARNESS
BB10	Branch Box			
BB10	Branch Box Connector	2	Black	Engine
BB10	Branch Box Connector		Brown	Front Panel
BB10A	Branch Box Connector	2	Black	Front
BB10B	Branch Box Connector	2	Grey	Front
BF00	Fuse Box			
BF00A	Fuse Box connector	13	Orange	Front
BF00B	Fuse Box connector	13	Brown	Front
BF00C	Fuse Box connector	13	Grey	Front
BF00D	Fuse Box connector	1	Black	Front
BF00E	Fuse Box connector	2	Black	Front
BF00F	Fuse Box connector	2	Brown	Front
BF00G	Fuse Box connector	9	Yellow	Front
BF00H	Fuse Box connector	13	Red	Front
BF00I	Fuse Box connector	13	Green	Front
BF00J	Fuse Box connector	13	Blue	Front
SW00	Ignition switch			
CA00A	Ignition Switch	2	Black	Front
CA00B	Ignition Switch	2	Grey	Front
CA00C	Ignition Switch	2	Brown	Front
0002	Lighting and signaling switch			
2600A	Lighting and signaling switch	5	White	Front
2600B	Lighting and signaling switch	9	Black	Front
0004	Instrument Cluster			
0004A	Instrument Cluster	11	Yellow	Front
0004B	Instrument Cluster	7	Blue	Front
0004C	Instrument Cluster	10	White	Front
0004D	Instrument Cluster	9	Green	Front
0004E	Instrument Cluster	8	Yellow	Front
0004F	Instrument Cluster	11	Yellow	Front
8410	Radio Cassette			
8410A	Radio Cassette	8	Black	Front
8410B	Radio Cassette	8	White	Front
8618	Alarm Control Unit			
8618A	ACU	16	Black	Front
8618B	ACU	12	Black	Front
1500	Fan Relay			
1500A	Fan Relay	5	Black	Front Panel
1500B	Fan Relay	5	Black	Front Panel
1500C	Fan Relay	5	Black	Front Panel
1510	Fan			
1510A	Fan	2	Black	Front Panel
1510B	Fan	2	Black	Front Panel
2520	Horn			
2520A	Horn	2	Black	Front Panel
2520B	Horn	2	Black	Front Panel

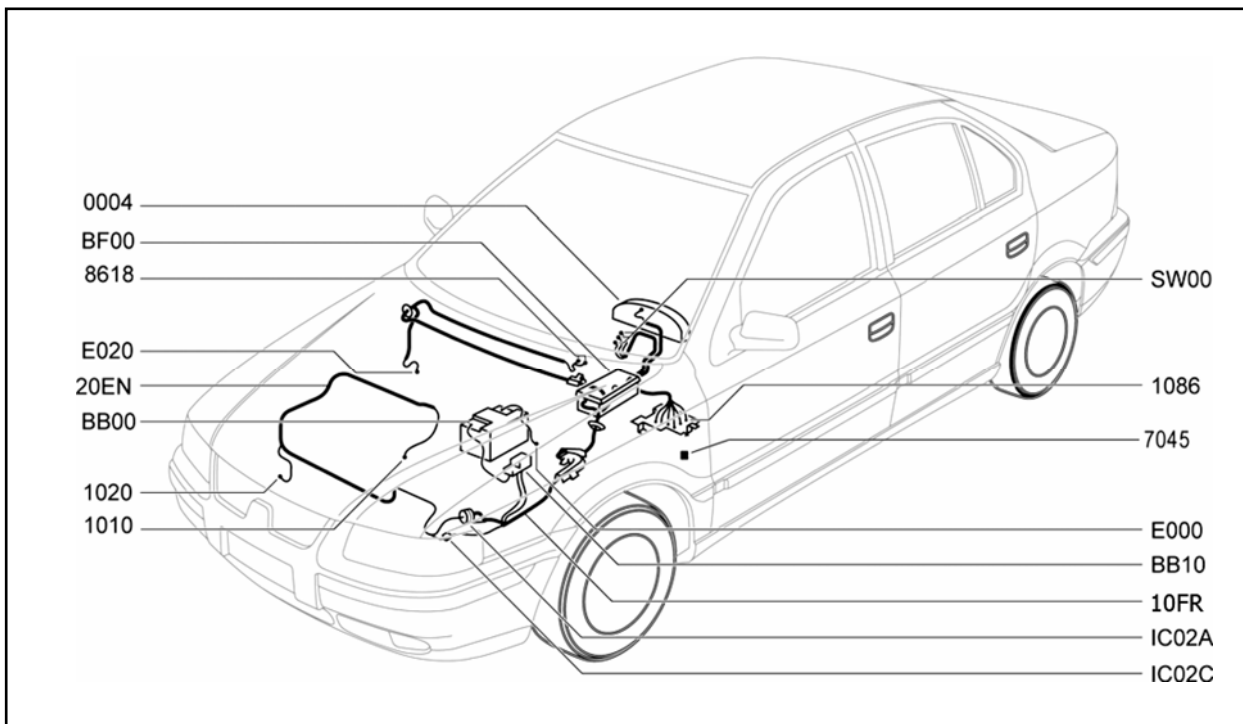


Electrical systems

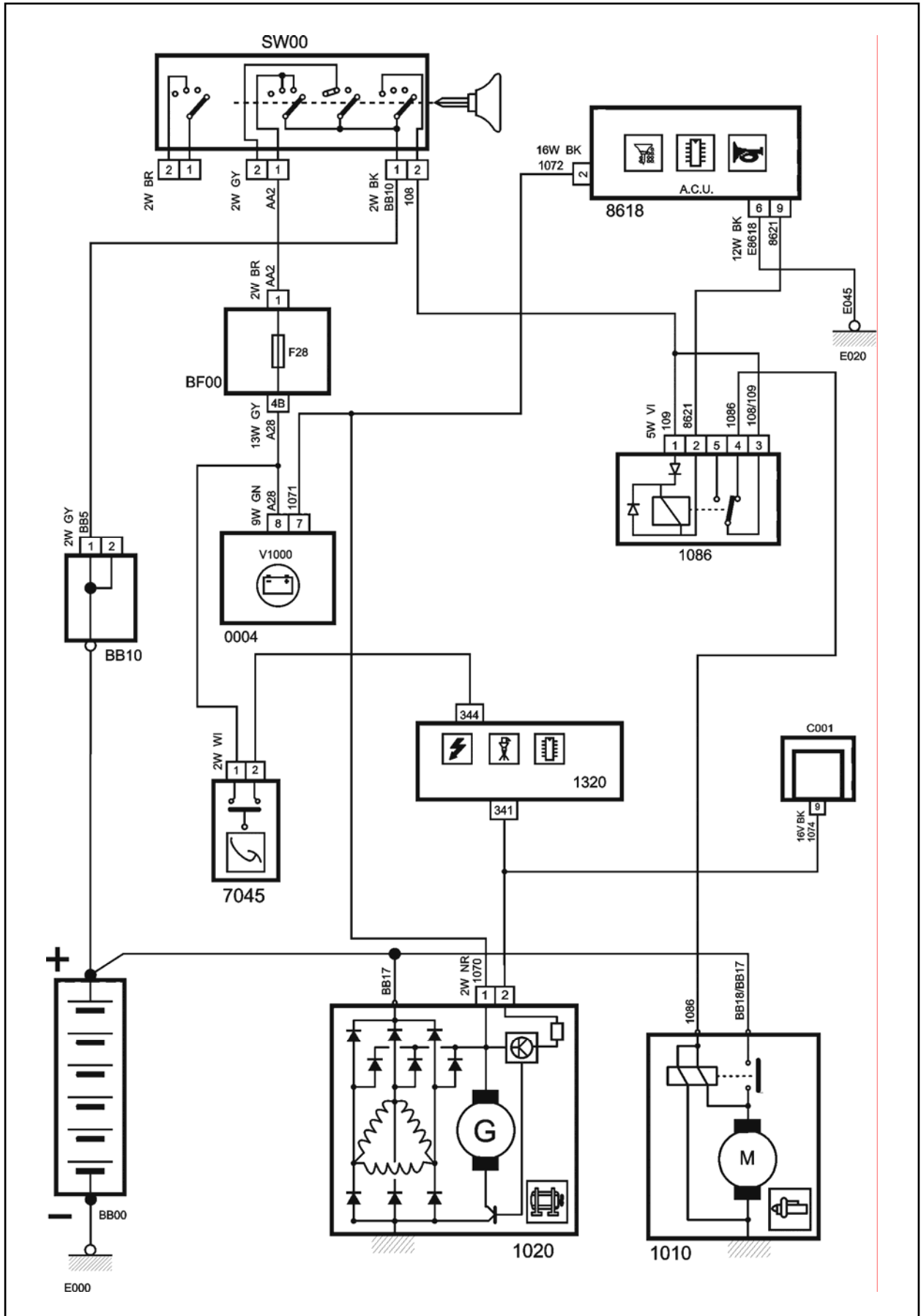


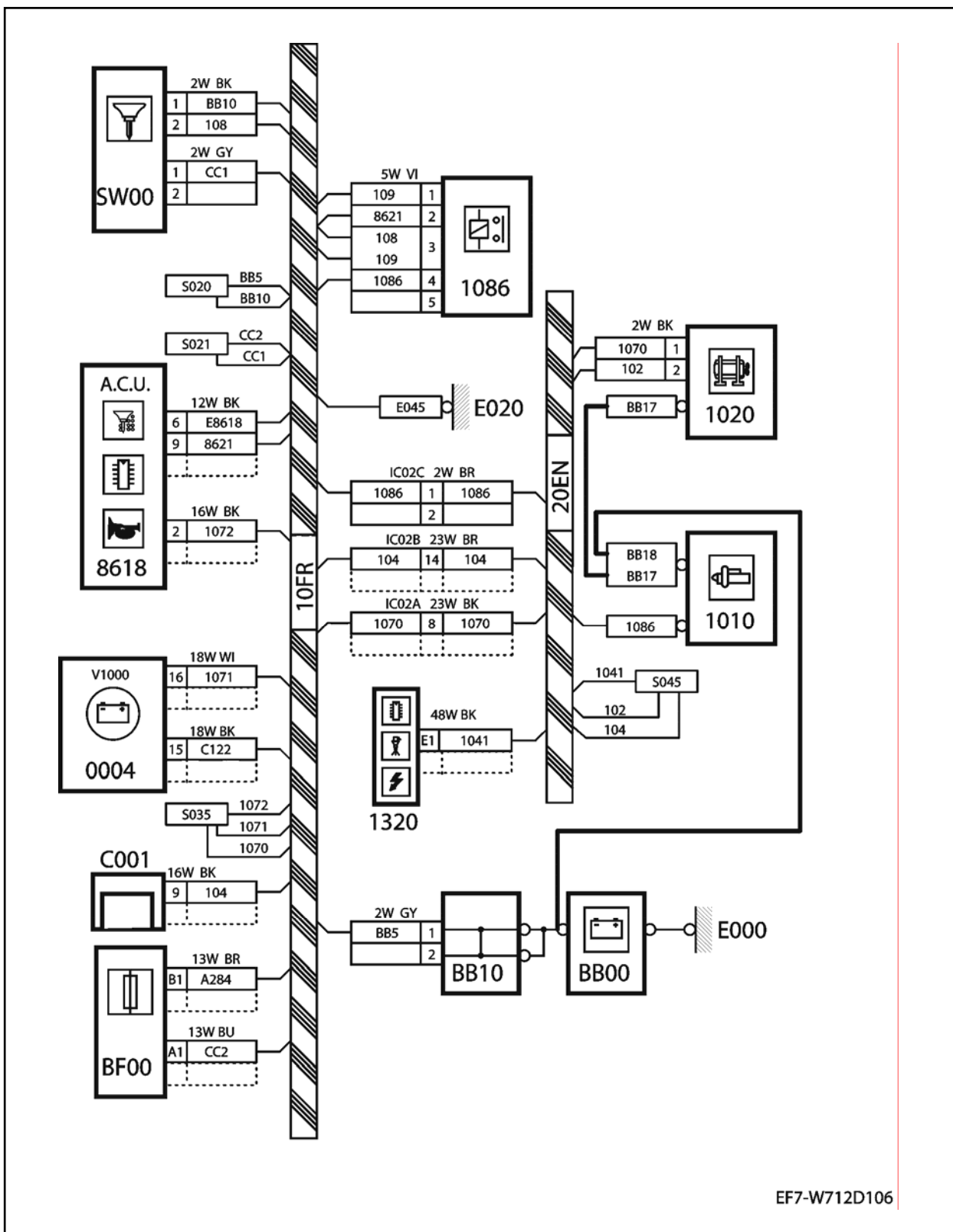
Engine Equipement

Starter and alternator (A.C.U. System)



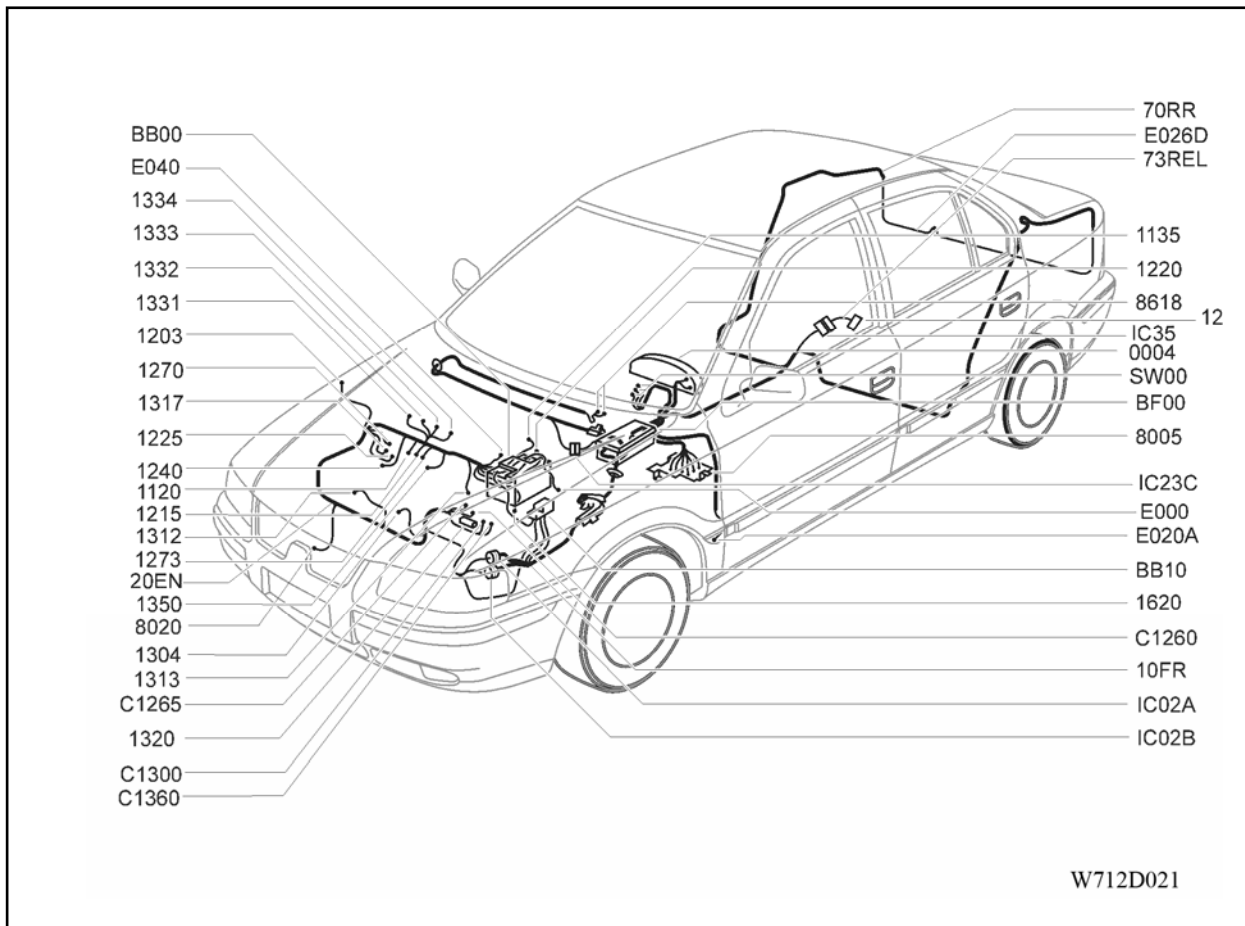
Component Number	Component Description	Connectors	Harness
0004	Instrument cluster V1000 = No charge warning lamp	0004D	Front
8618	A.C.U	8618A, 8618B	Front
1010	Starter	1010	Engine
1020	Alternator	1020	Engine
1086	Starter relay	1086	Front
BB00	Battery	--	Front
BB10	Branch box	BB10B	Front
BF00	Fuse box (F28)	BF00C, BF00F	Front
E000	Battery Earth point	Battery	Front
E020	Earth point	Bottom RH-A post	Front
Interconnector	Front to Engine harness	IC02A, IC02C	FR-EN
SW00	Ignition switch	SW00A, SW00B	Front
7045	Clutch switch	-	Front





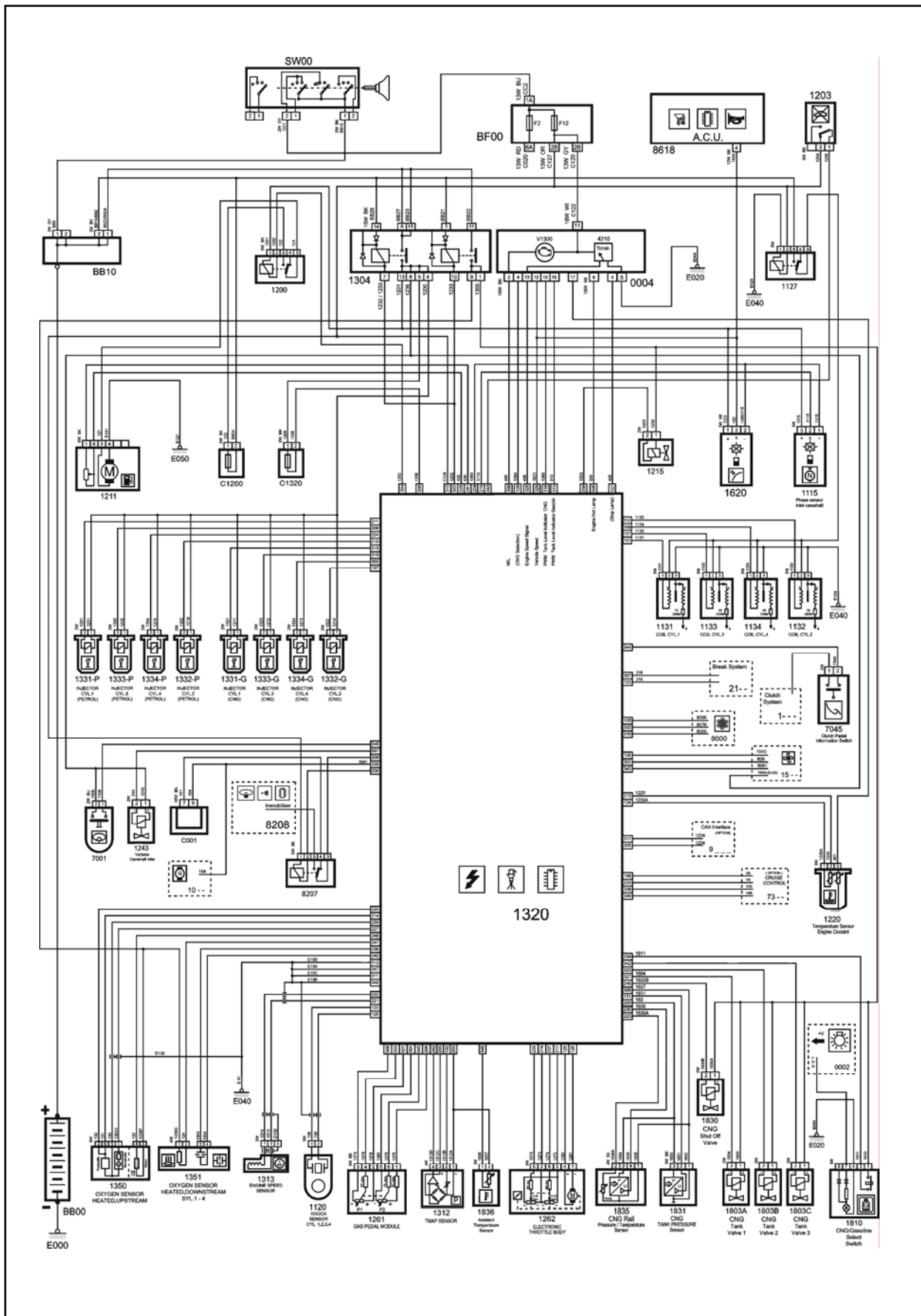
EF7-W712D106

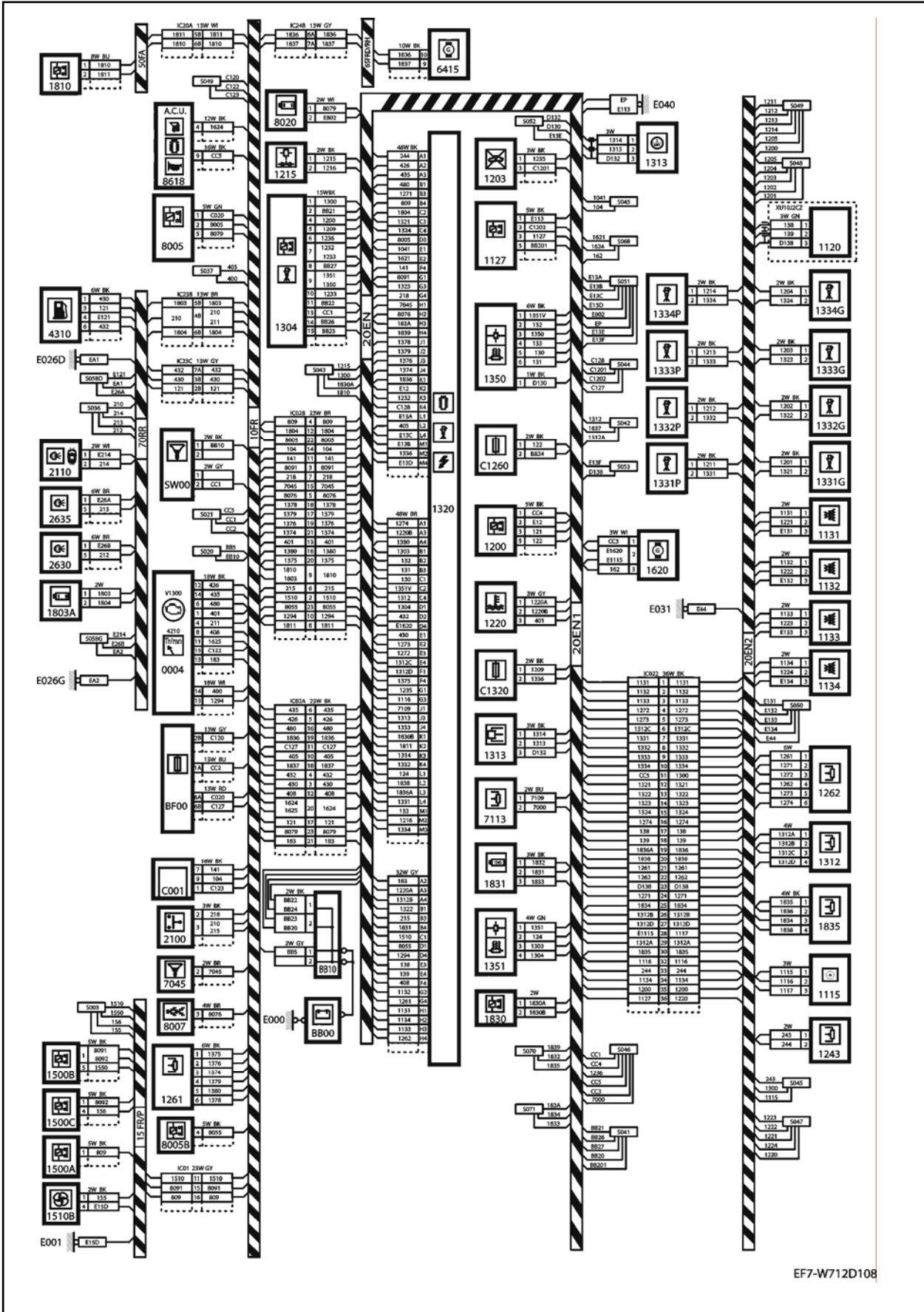
Injecion system (Bosch ME74.9)



Component Number	Component Description	Connectors	Harness
0004	Instrument cluster	0004B, 0004C, 0004F	Front
	V1300=Injection ignition test warning lamp, 4210=Tachometer		
1120	Knock detector (not used)	1120	Engine
1203	Inertial switch	1203	Engine
1211	Fuel guage & Fuel pump	1211	Fuel Pump
1215	Canister purge solenoid valve (Not used)	1215	Engine
1220	Coolant thermistor/ Tempreture switch	1220	Engine
1225	Idling regulation stepper motor	1225	Engine
1240	Inlet air thermistor	1240	Engine
1270	Throttle housing heater resister	1270	Engine
1273	Oil vapor heater element (not used)	1273	Engine
1304	Multi-function duoble relay	1304	Engine
1312	TMAP Sensor	1312	Engine
1313	Engine speed sensor	1313	Engine
1317	Injection potentiometer	1317	Engine
1320	E.C.U	1320	Engine
1331-P	Petrol Injector	1331	Engine
1331-G	Gas injector	1331	Engine
1332-P	Petrol Injector	1332	Engine
1332-G	Gas injector	1332	Engine
1333-P	Petrol Injector	1333	Engine
1333-G	Gas injector	1333	Engine
1334-P	Petrol Injector	1334	Engine
1334-G	Gas injector	1334	Engine

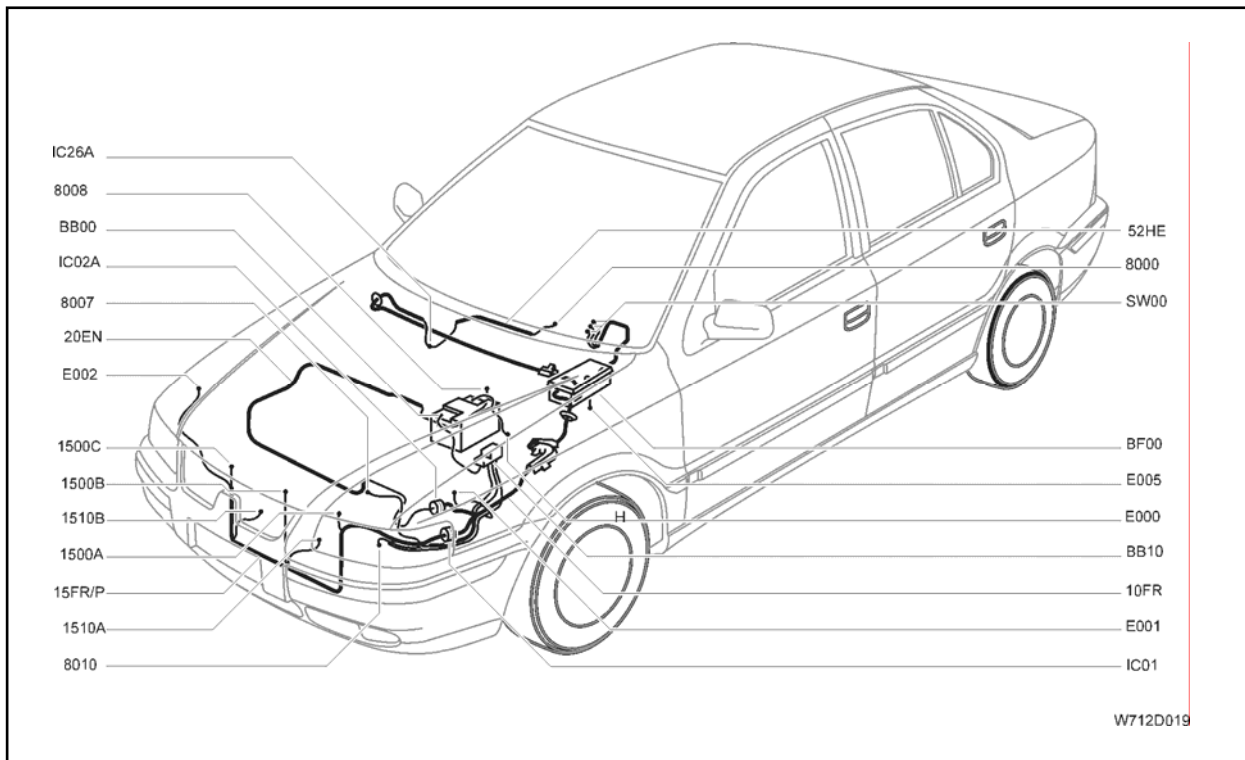
Component Number	Component Description	Connectors	Harness
1350	UP stream Oxygen sensor	1350B	Engine
1351	Down stream oxygen sensor	1351	Engine
1620	Vehicle speed sensor	1620	Engine
8005	Air conditioning compressor relay	8005	Front
8020	Air conditioning compressor	8020	Engine
8618	A.C.U.	8168B	Front
BB00	Battery	--	Front
BB10	Branch box	BB10, BB10B	Engine, Front
BF00	Fuse box (F2, F12)	BF00C, BF00H, BF00J	Front
C1260	Supply pump fuse holder	C1260	Engine
C1265	Throttle housing re-heating resistor fuse holder	C1265	Engine
C1300	Injection ignition test connector	C1300	Engine
C1360	Oxygen sensor fuse holder	C1360	Engine
E000	Battery earth point	Battery	Front
E020	Earth point	Bottom LH-A post	Rotn
E040	Earth point	Engine	Engine
E026D	Earth point	Rear end inner	Rear
Interconnector	Front to engine harness, front to rear harness, rear to fuel pump harness	IC02A, IC02B, IC23C, IC35, SW00A, SW00B	FR-EN, FR-RR, RR-REL
SW00	Ignition switch	Black	Front
1803-A	CNG tank valve 1	Black	Rear
1803-B	CNG tank valve 2	Black	Rear
1803-C	CNG tank valve 3	Black	Rear
8207	Relay immobilizer (not use)	Black	Front
8308	Immobilizer (not use)	Black	Front
DF00	Fuse box	-	Front
1200	Fuel pump Relay	Black	Front
1127	Ignition coil relay	Black	Engine
E050	Earth point	Black	Engine
C1320	ECU fuse	Black	Rear
1115	Phase sensor inletcam shaft	Black	Engine
1131	Ignition coil	Black	Engine
1132	Ignition coil	Black	Engine
1133	Ignition coil	Black	Engine
1134	Ignition coil	Black	Engine
7045	Clutch switch	Brown	Front
1243	Variable cam shaft inlet (CVVT)	Black	Engine
C001	Diagnostic connector	Black	Front
1261	Module accelerator pedal	Black	Front
1836	Ambient temperature sensor	Black	FRT RH door
1262	Electronic throttle body	Black	Engine
1835	(CNG Rail) pressure temperature sensor	Black	Engine
1831	Tank pressure sensor	Black	Engine
1830	CNG shut off valve	Black	Engine
1810	CNG / gasolene select switch	Blue	IP



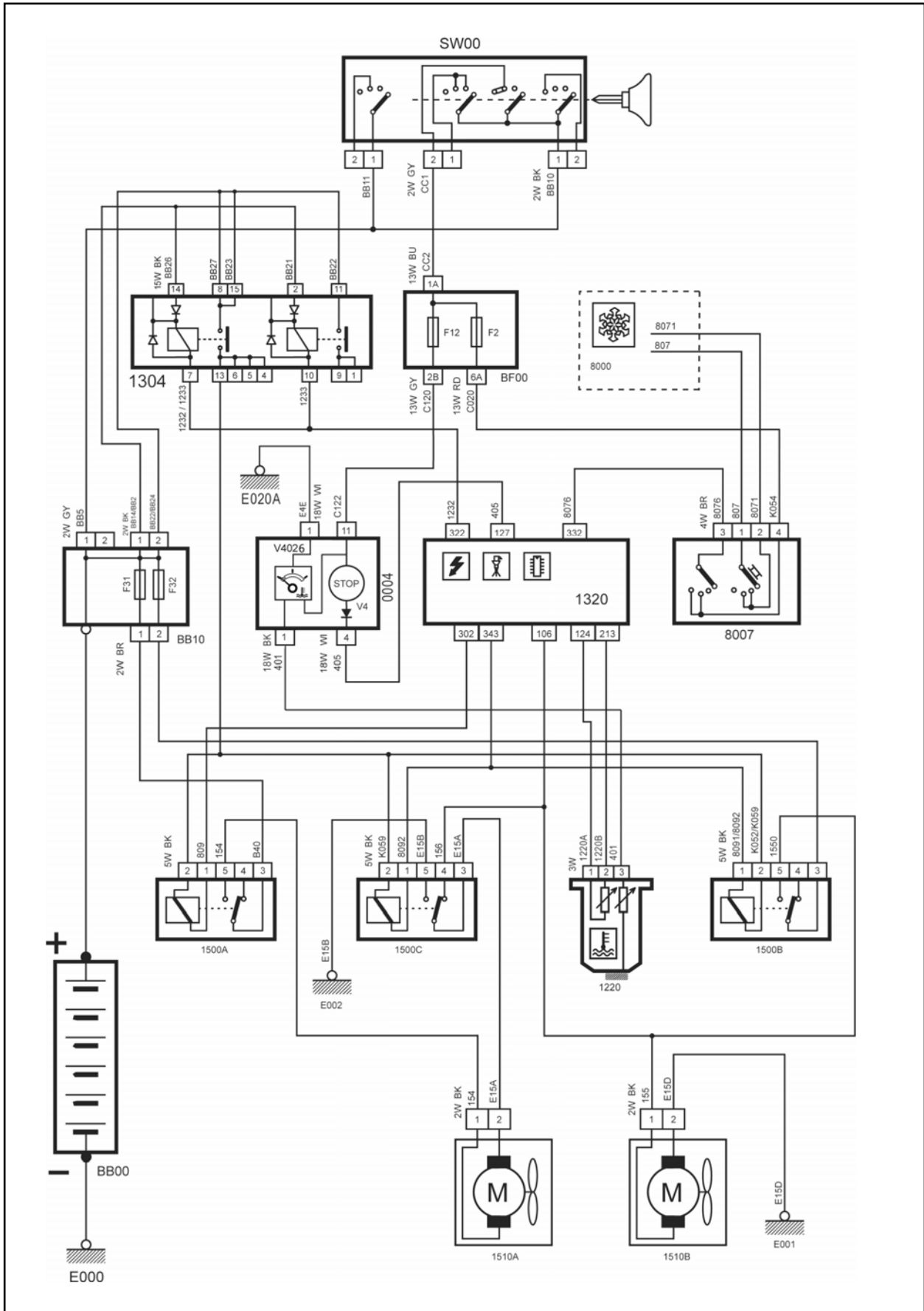


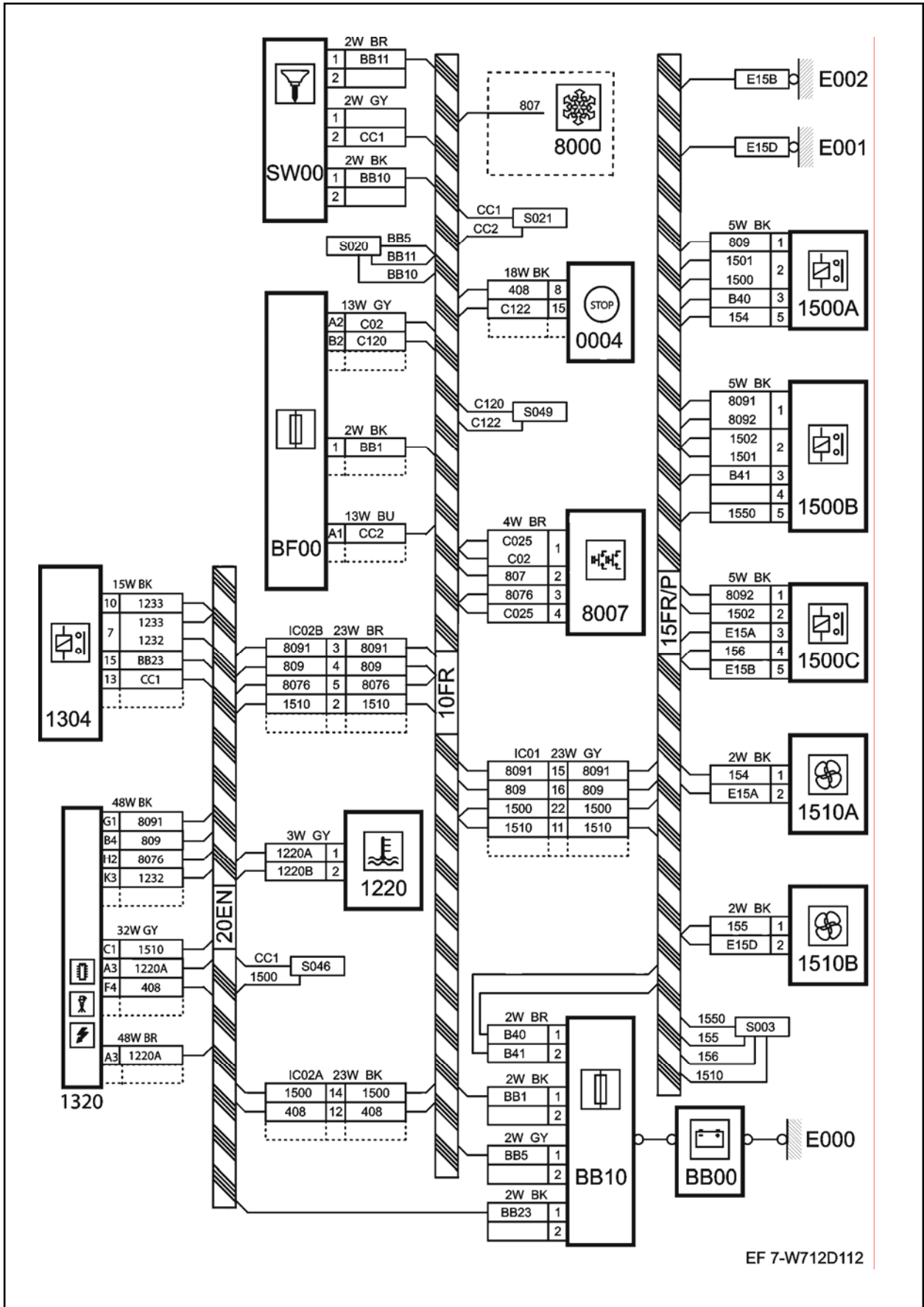
EF7-W712D108

Engine cooling system (Air conditioning)



Component Number	Component Description	Connectors	Harness
1500A	Fan relay A	1500A	Front panel
1500B	Fan relay B	1500B	Front panel
1500C	Fan relay C	1500C	Front panel
1510A	LH Fan	1510A	Front panel
1510B	RH Fan	1510B	Front panel
8000	Air conditioning switch (Heater panel)	8025	Heater
8007	Pressostat	8007	Front
1220	Tempature sensor	-	Engine
1304	Double relay	-	Engine
8010	Electrronic box temperature unit	8010	Front
BB00	Battery		Front
BB10	Branch box (F31,F32)	BB10A, BB10B, BB10	Front, Front panel
BF00	Fuse box (F2,F5,F25)	BF00B, BF00E, BF00F, BF00G, BF00H	Front
E000	Battery Earth point	Battery	Front
E001	Earth point	Front LH inner Fender-engine bay	Front panel
E002	Earth point	Front RH inner Fender-engine bay	Front panel
0004	IP	-	Front
Interconnector	Front to Front panel harness	IC01	FR-FR/P
Interconnector	Front to Engine harness	IC02A	FR-EN
SW00	Ignition switch	SW00C	Front
1320	ECU	-	Engine

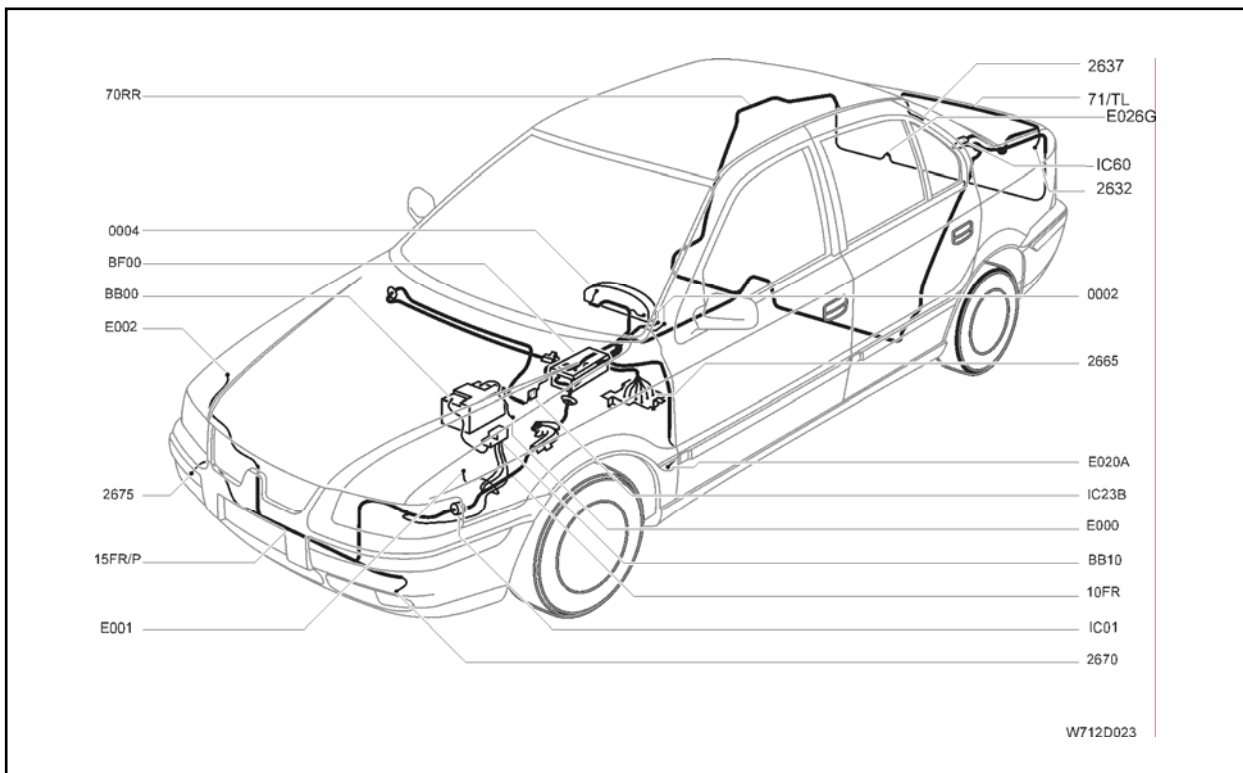




EF 7-W712D112

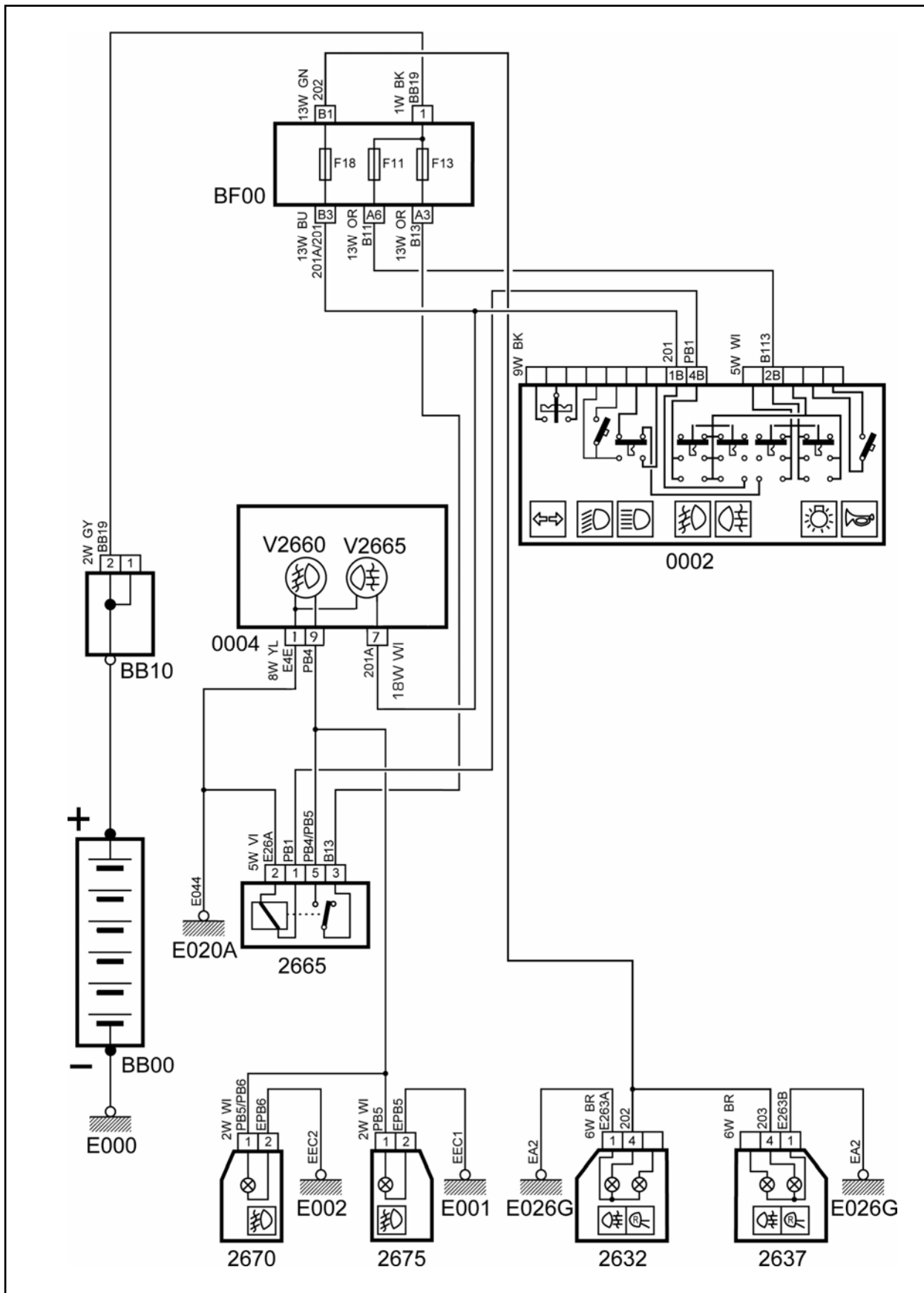
Lighting and Signaling

Front fog lamps and Rear fog lamps

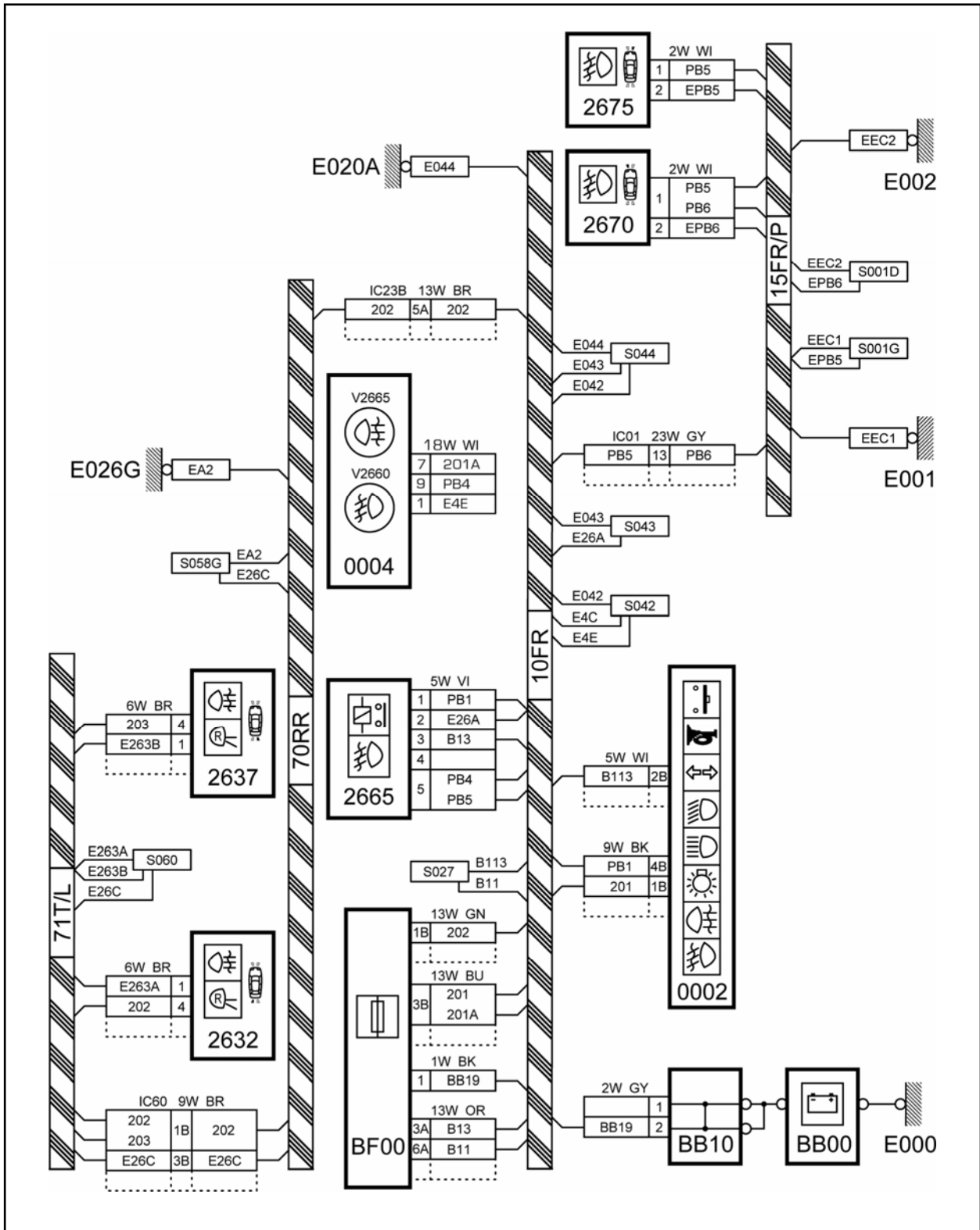


Component Number	Component Description	Connectors	Harness
0002	Lighting and signaling switch	2600A,2600B	Front
0004	Instrument cluster	0004A,0004C,0004E	Front
	V2660=Front fog lamp warning lamp		
	V2665=Rear fog lamp warning lamp		
2632	Trunk lid tail lamp (LH)	2632	Trunk lid
2637	Trunk lid tail lamp (RH)	2637	Trunk lid
2665	Front fog lamp relay	2665	Front
2670	LH Front fog lamp	2670	Front panel
2675	RH Front fog lamp	2675	Front panel
BB00	Battery		Front
BB10	Branch box	BB10B	Front
BF00	Fuse box (F11,F13,F18)	BF00A,BF00D,BF00I,BF00J	Front
E000	Battery Earth point	Battery	Front
E001	Earth point	Front LH inner fender-engine bay	Front panel
E002	Earth point	Front RH inner fender-engine bay	Front panel
E020A	Earth point	Bottom LH-A post	Front
E026G	Earth point	Rear panel inner-Boot	Rear
Interconnector	Front to front panel harness,Front to rear harness	IC01, IC23B,IC60	FR- FR/P,RF- RR,TL-RR

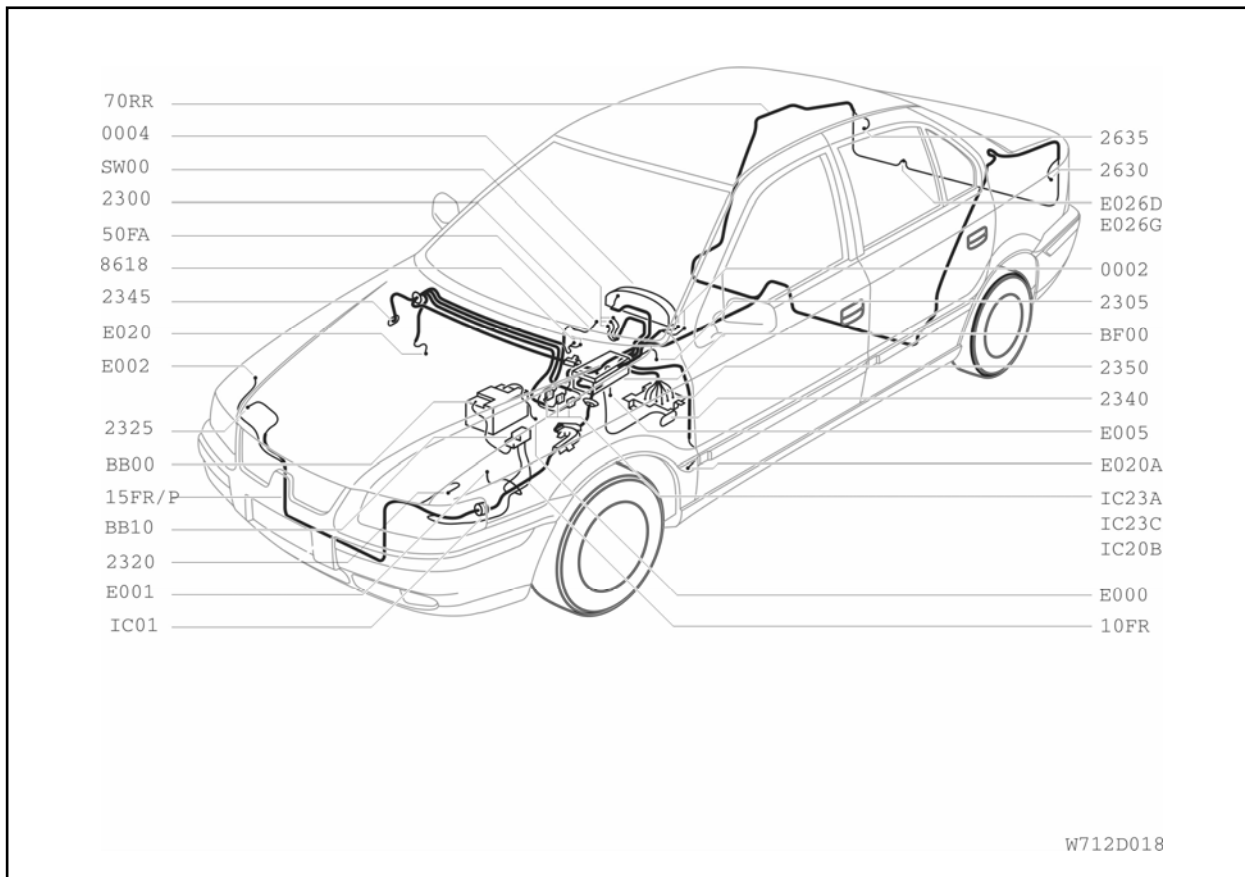
Schematic



Circuit



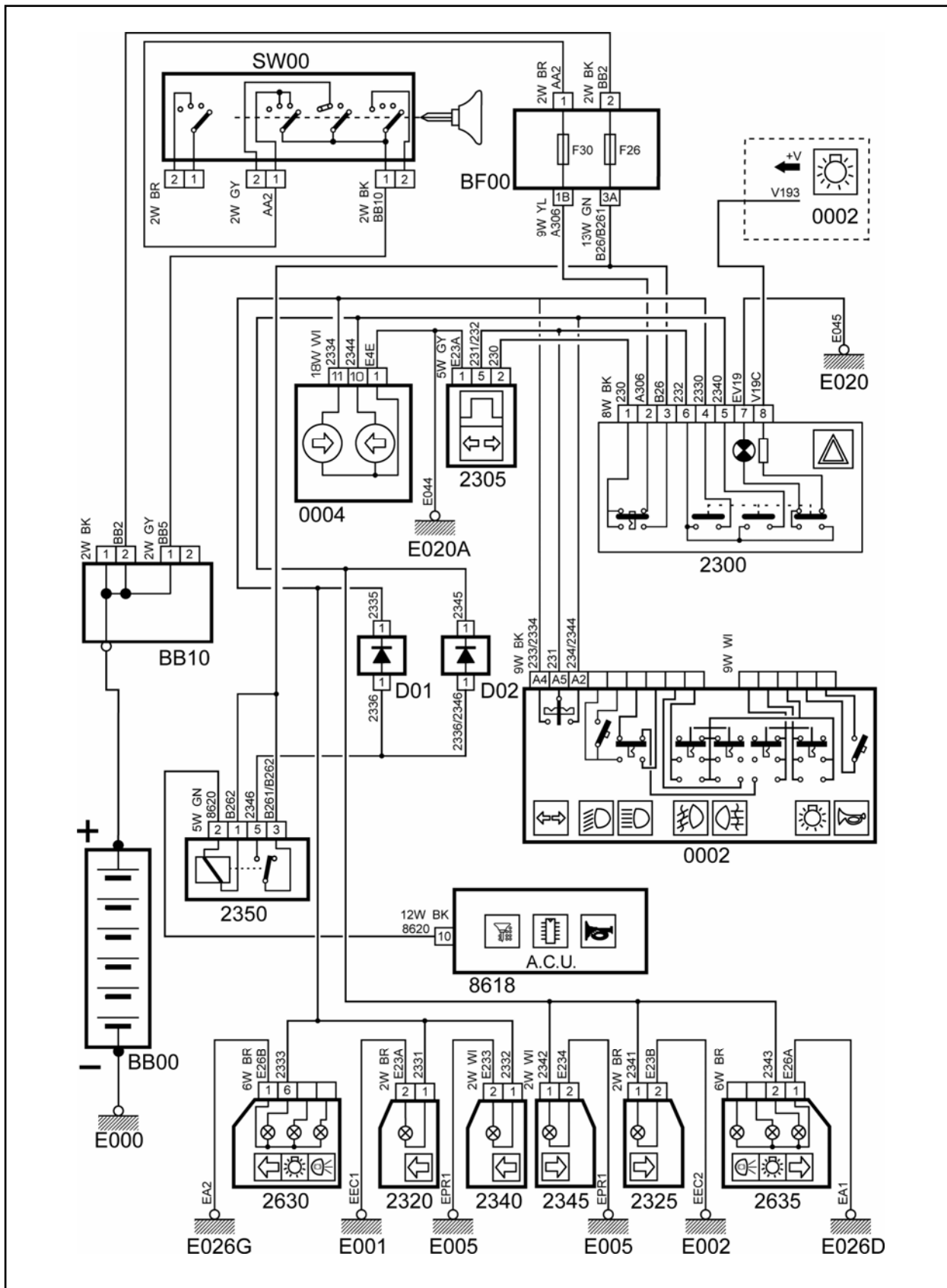
Direction indicators and Hazrad warning



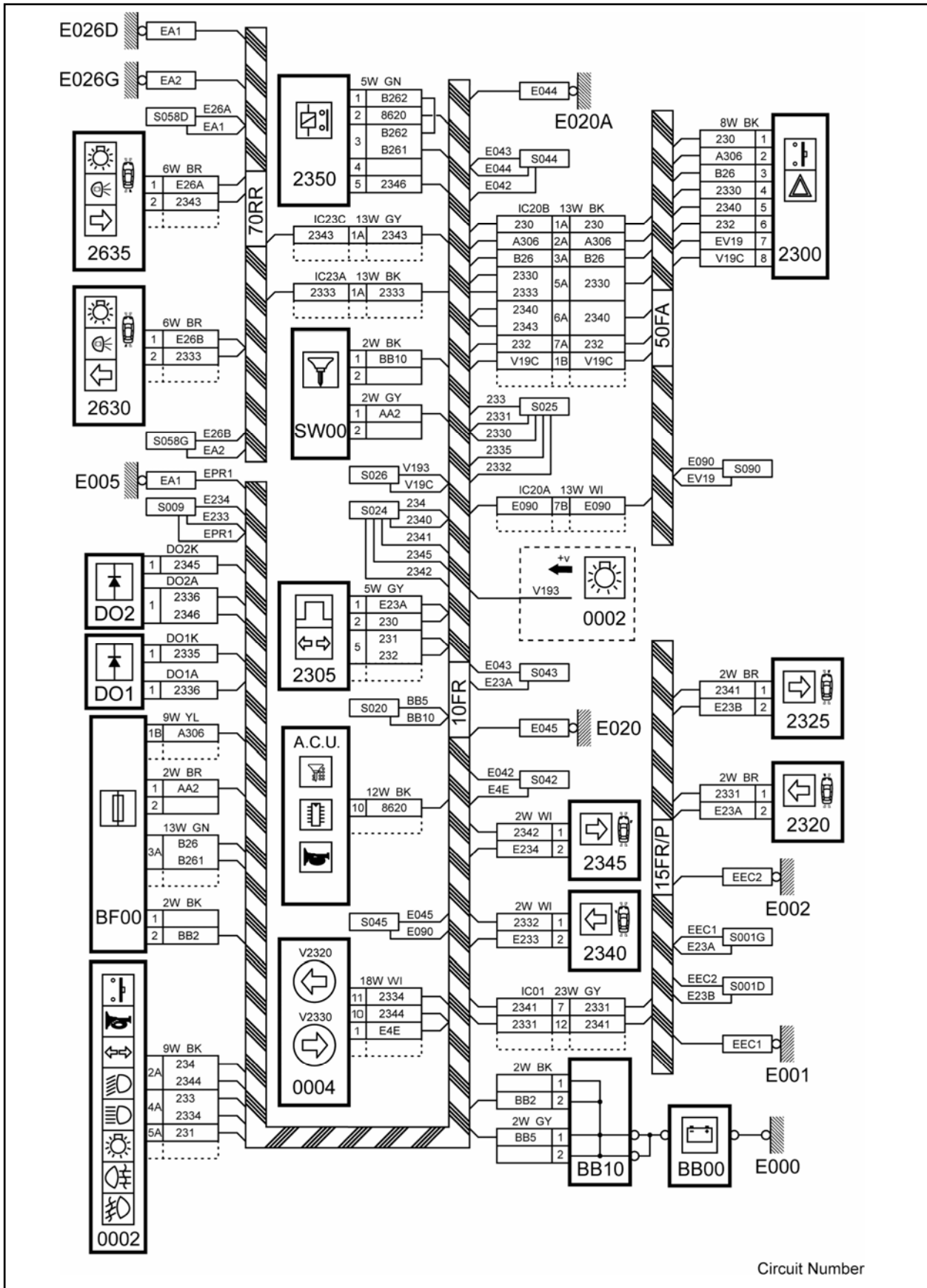
Component Number	Component Description	Connectors	Harness
0002	Lighting and signaling switch	2600B	Front
0004	Instrument cluster	0004E	Front
	V2320=LH Direction indicator warning lamp		
	V2330=RH Direction indicator warning lamp		
2300	Hazard warning switch	2300	Instrument panel
2305	Flasher unit	2305	Front
2320	Front direction indicator lamp (LH)	2320	Front panel
2325	Front direction indicator lamp (RH)	2325	Front panel
2340	LH Side repeater lamp	2340	Front
2345	RH Side repeater lamp	2345	Front
2350	Flasher relay	2350	Front
2630	LH Tail lamp	2630	Rear
2635	RH Tail lamp	2635	Rear
8618	A.C.U.	8618B	Front
BB00	Battery		Front
BB10	Branch box	BB10A, BB10B	Front
BF00	Fuse box (F26, F30)	BF00E, BF00F, BF00G, BF00I	Front

Component Number	Component Description	Connectors	Harness
E000	Battery Earth point	Battery	Front
E001	Earth point	Front LH inner fender-engine bay	Front panel
E002	Earth point	Front RH inner fender-engine bay	Front panel
E005	Earth point	LH side Plenum chamber	Front
E020	Earth point	Bottom RH-A post	Front
E020A	Earth point	Bottom LH-A post	Front
E026D	Earth point	Rear panel inner-Boot	Rear
E026G	Earth point	Rear panel inner-Boot	Rear
Interconnector	Front to rear harness	IC23A, IC23C	FR-RR
Interconnector	Front to instrument harness	IC20A, IC20B	FR-FA
Interconnector	Front to front panel harness	IC01	FRP-FR
SW00	Ignition switch	SW00A, SW00B	Front

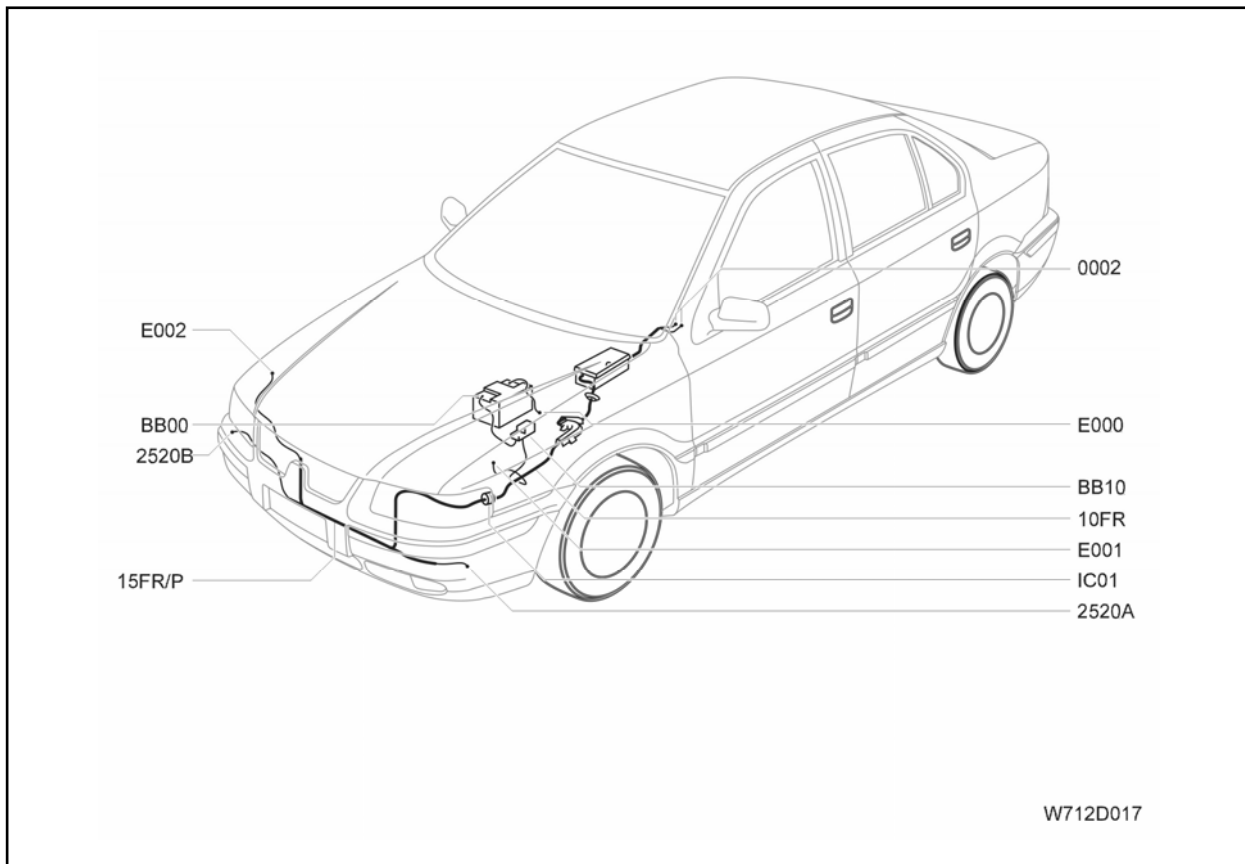
Schematic



Circuit

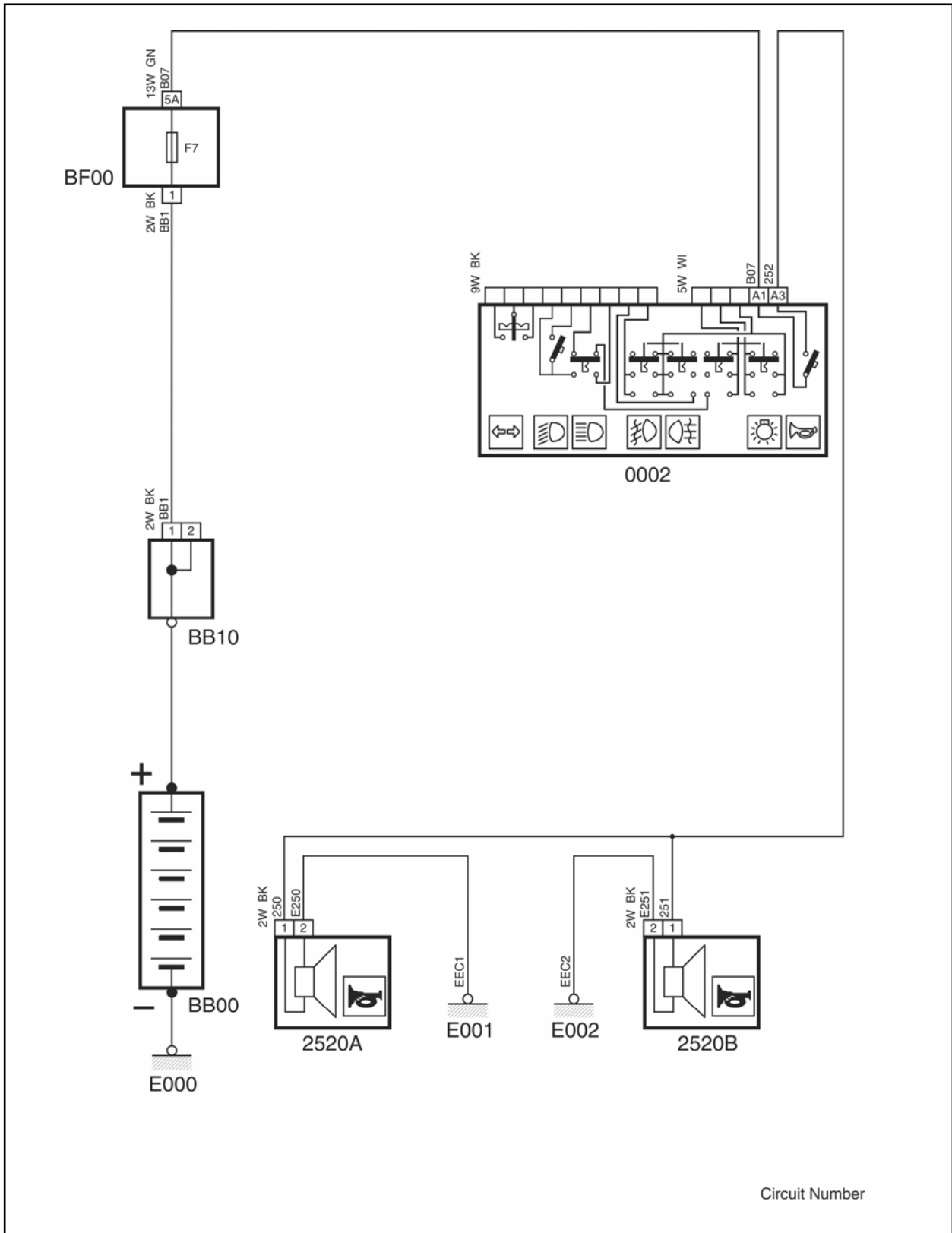


Horns

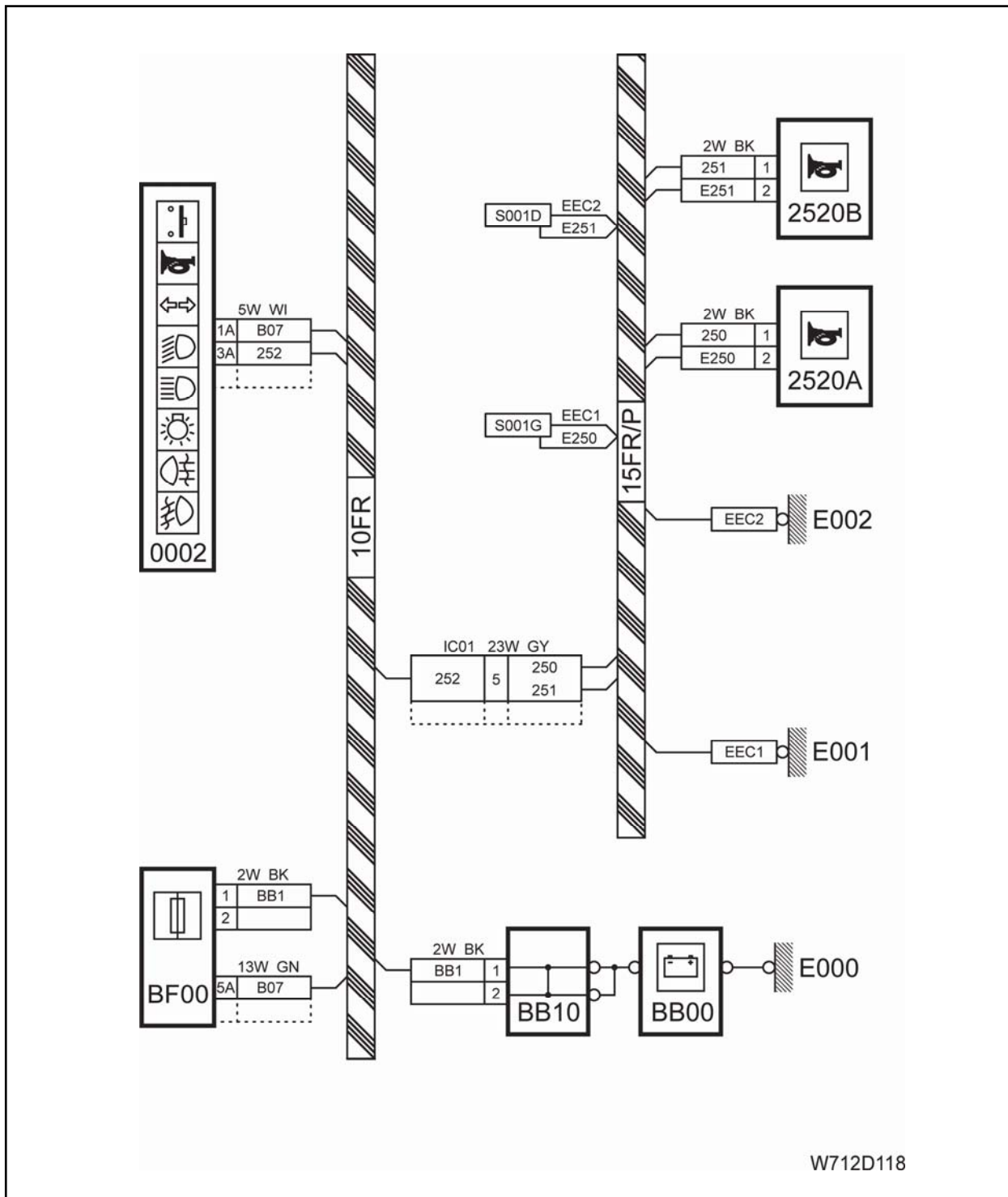


Component Number	Component Description	Connectors	Harness
0002	Lighting and signaling switch	2600A	Front
2520A	Horn LH	2520A	Front panel
2520B	Horn RH	2520B	Front panel
BB00	Battery		Front
BB10	Branch box	BB10A	Front
BF00	Fuse box (F7)	BF00E,BF00I	Front
E000	Battery Earth point	Battery	Front
E001	Earth point	Front LH inner fender-engine bay	Front panel
E002	Earth point	Front RH inner fender-engine bay	Front panel
Interconnector	Front panel to Front harness	IC01	FR/P-FR

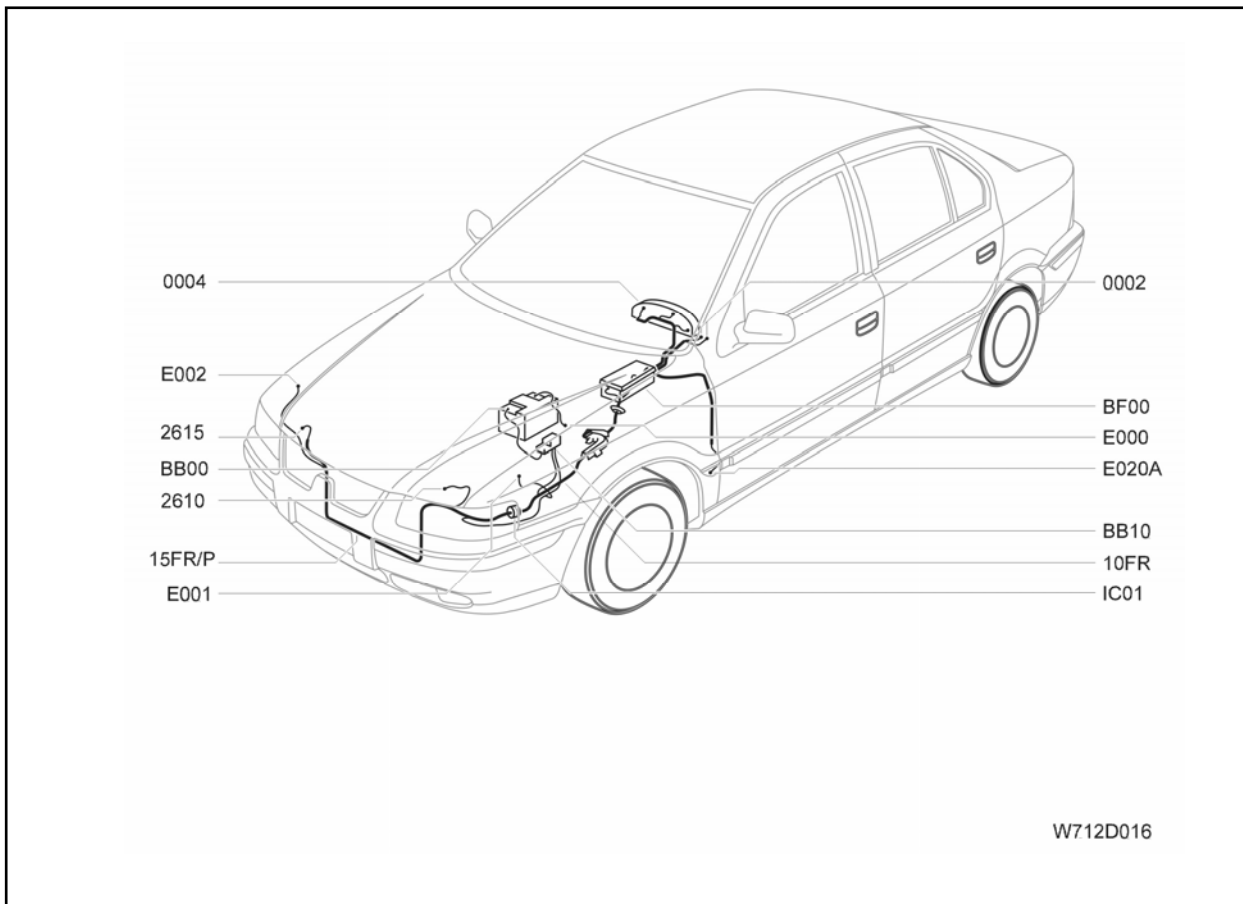
Schematic



Circuit

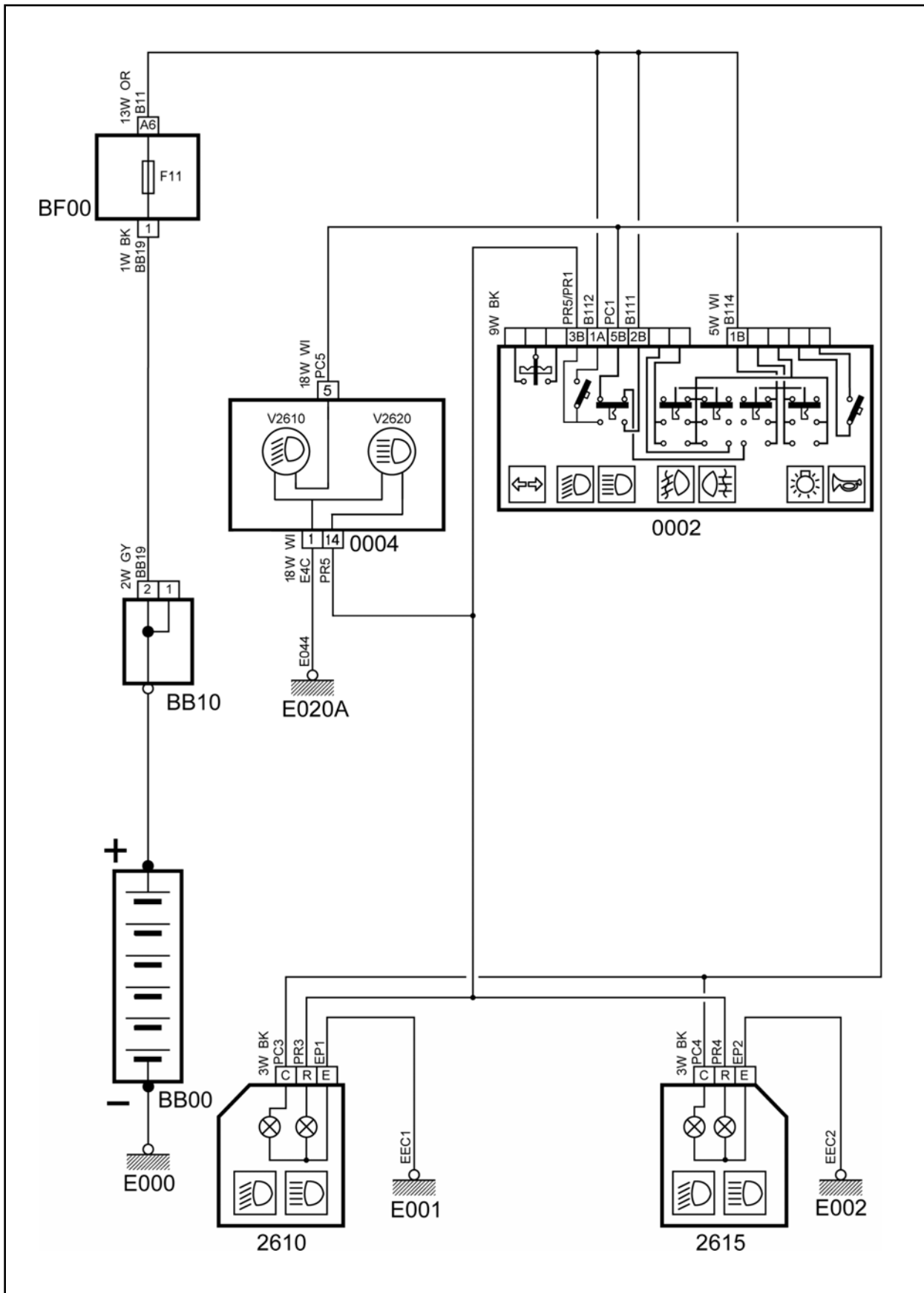


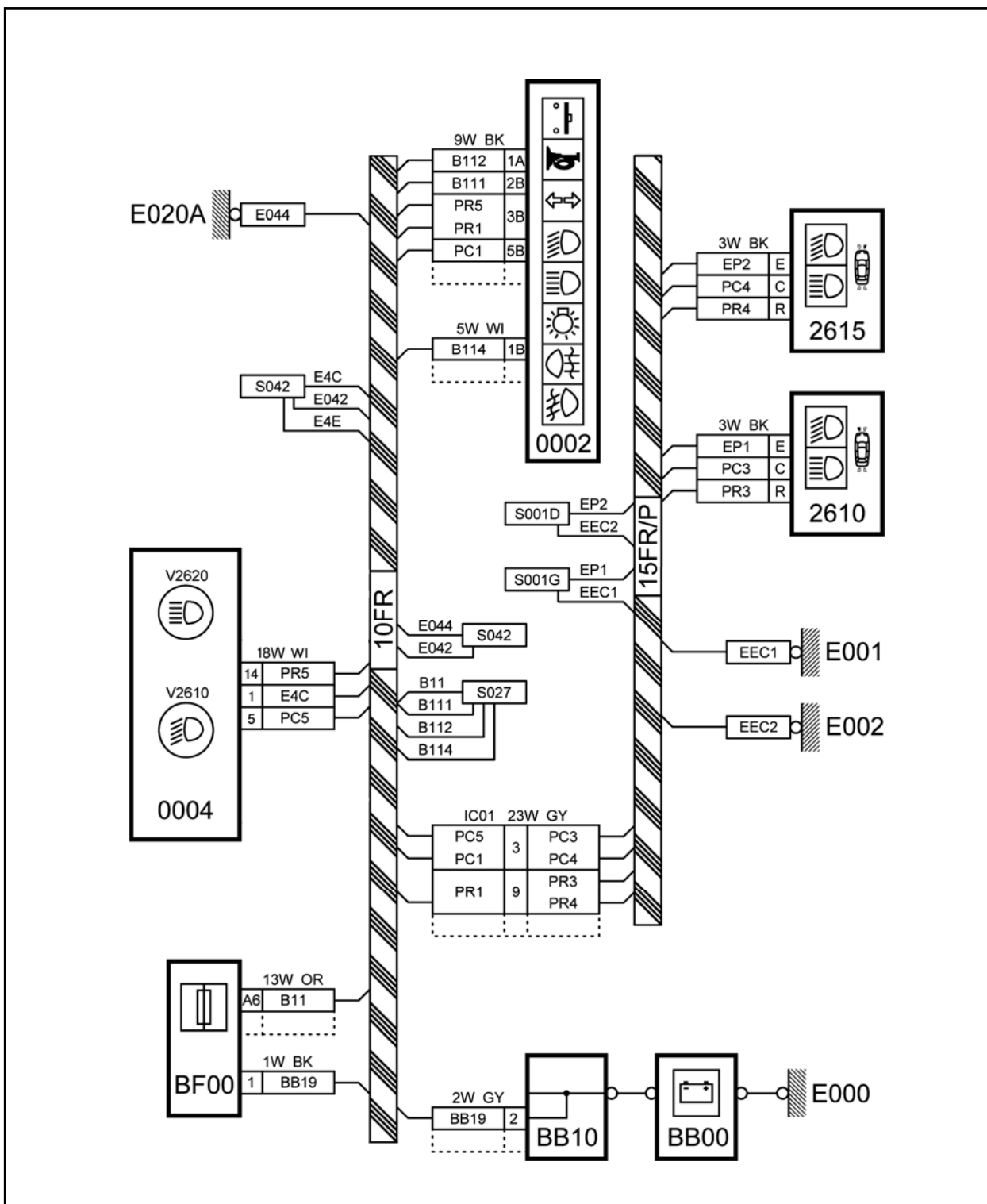
Dipped beam and Main beam



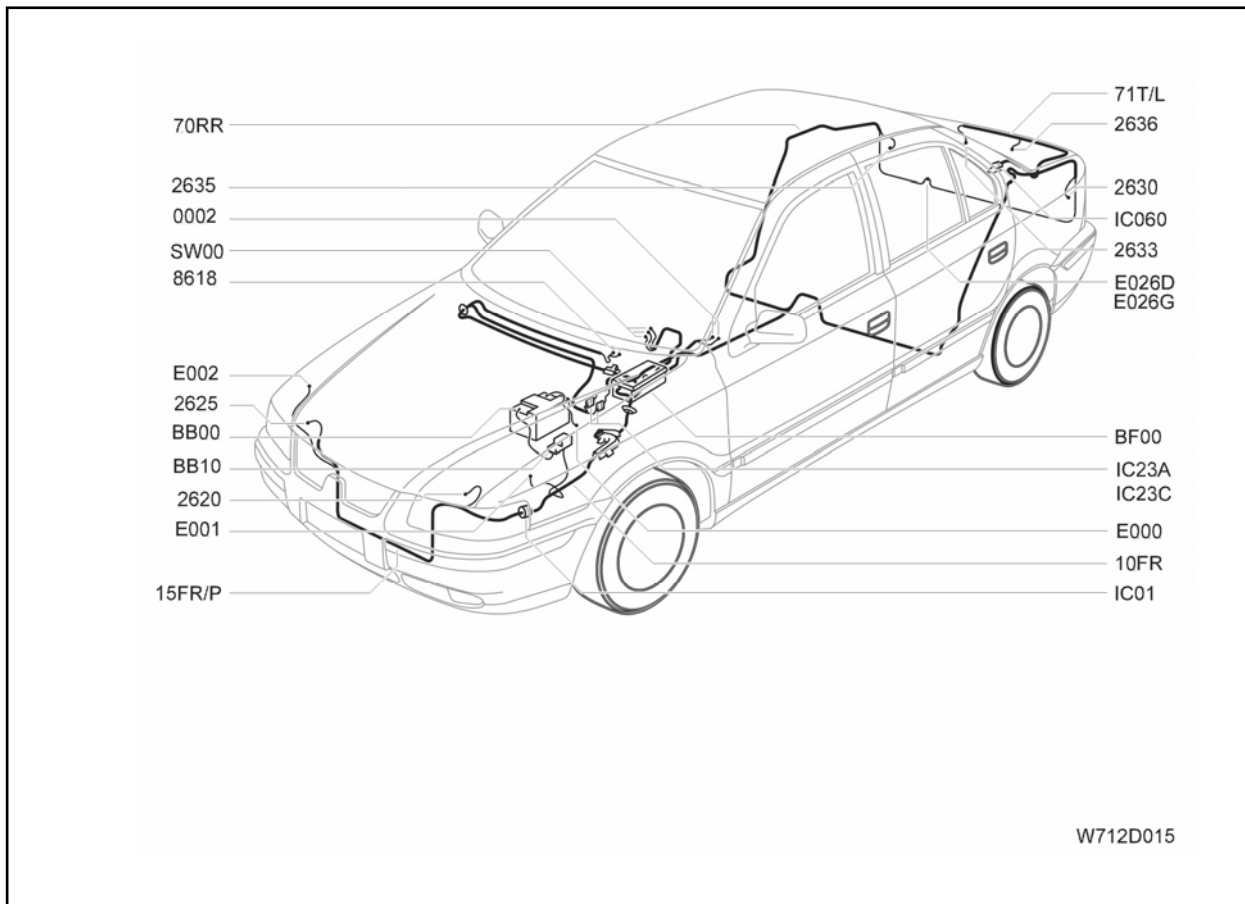
Component Number	Component Description	Connectors	Harness
0002	Lighting and signaling switch	2600A,2600B	Front
0004	Instrument cluster	0004A,0004C,0004E	Front
	V2610=Dipped beam warning lamp		
	2620=Main beam warning lamp		
2610	Left hand headlamp	2610	Front panel
2615	Right hand headlamp	2615	Front panel
BB00	Battery		Front
BB10	Branch box	BB10B	Front
BF00	Fuse box (F11)	BF00A,BF00D	Front
E000	Battery Earth point	Battery	Front
E001	Earth point	Front LH inner fender-engine bay	Front panel
E002	Earth point	Front RH inner fender-engine bay	Front panel
E020A	Earth point	Bottom LH-A post	Front
Interconnector	Front panel to Front harness	IC01	FR/P-FR

Schematic



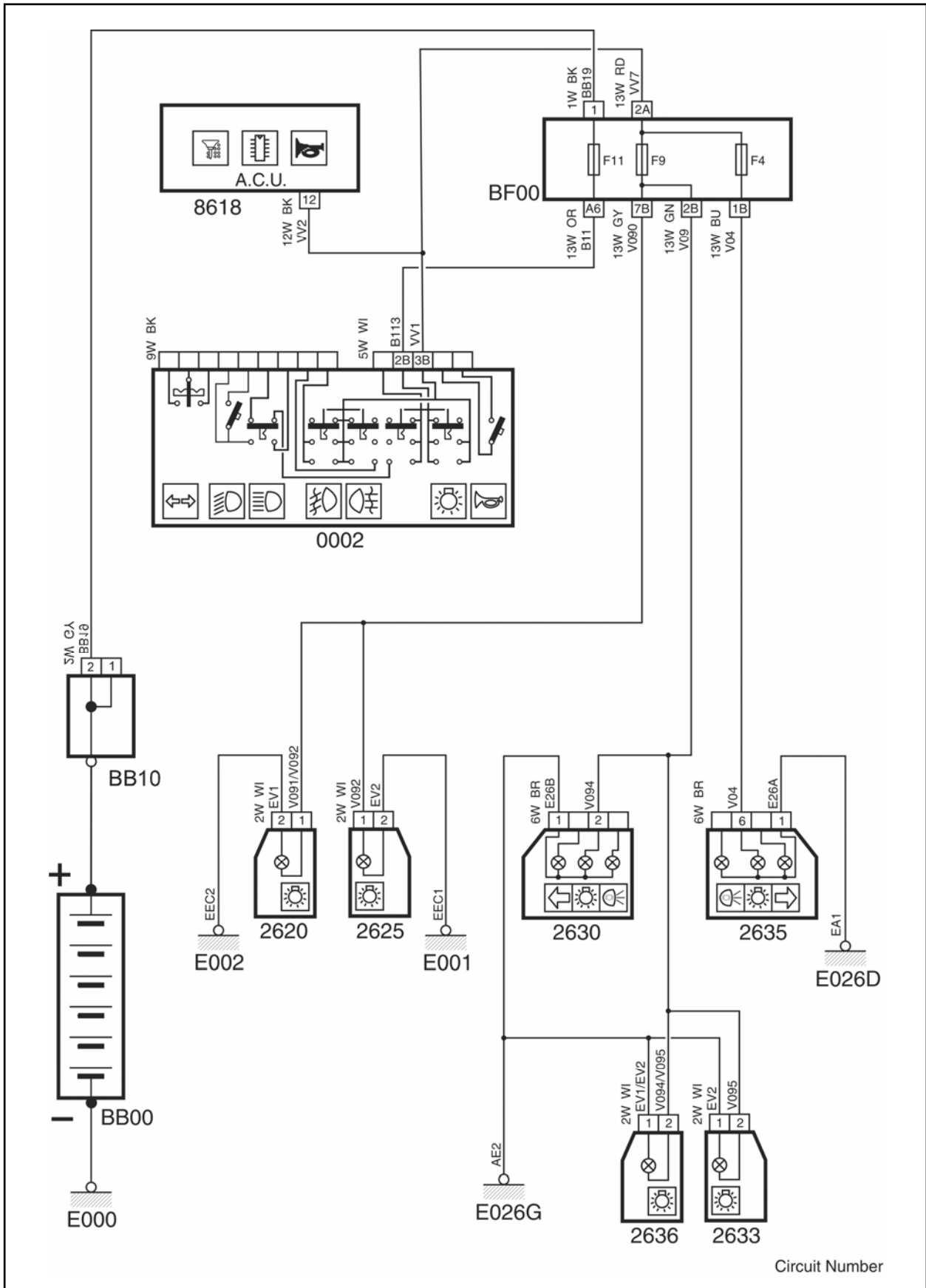


Side Lamps

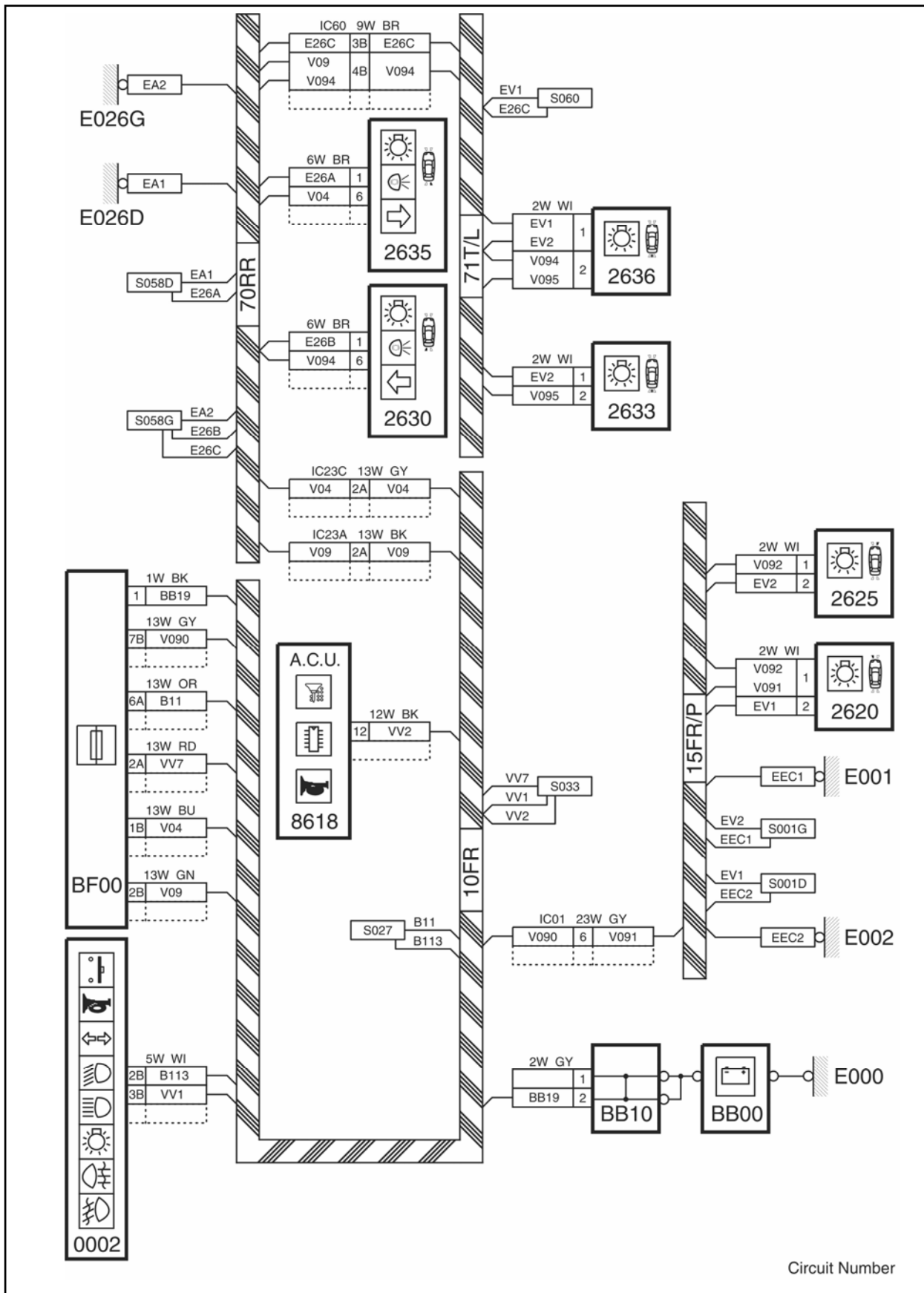


Component Number	Component Description	Connectors	Harness
0002	Light switch	2600A	Front
2620	Side lamp LH	2620	Front panel
2625	Side lamp RH	2625	Front panel
2630	Tail lamp LH	2630	Rear
2633	License plate lamp RH	2633	Trunk lid
2635	Tail lamp RH	2635	Rear
2636	License plate lamp LH	2636	Trunk lid
8618	A.C.U.	8618B	Front
BB00	Battery		Front
BB10	Branch box	BB10B	Front
BF00	Fuse box (F4,F9,F11)	BF00A, BF00C, BF00D, BF00H, BF00I, BF00J	Front
E000	Battery Earth point	Battery	Front
E001	Earth point	Front LH inner fender-engine bay	Front panel
E002	Earth point	Front RH inner fender-engine bay	Front panel
E026D	Earth point	Rear panel inner-Boot	Rear
E026G	Earth point	Rear panel inner-Boot	Rear
Interconnector	Front panel to Front harness	IC01	FR/P-FR
Interconnector	Front to Rear harness	IC23A, IC23C	FR-RR
Interconnector	Rear to Trunk lid harness	IC060	RR-TL

Schematic

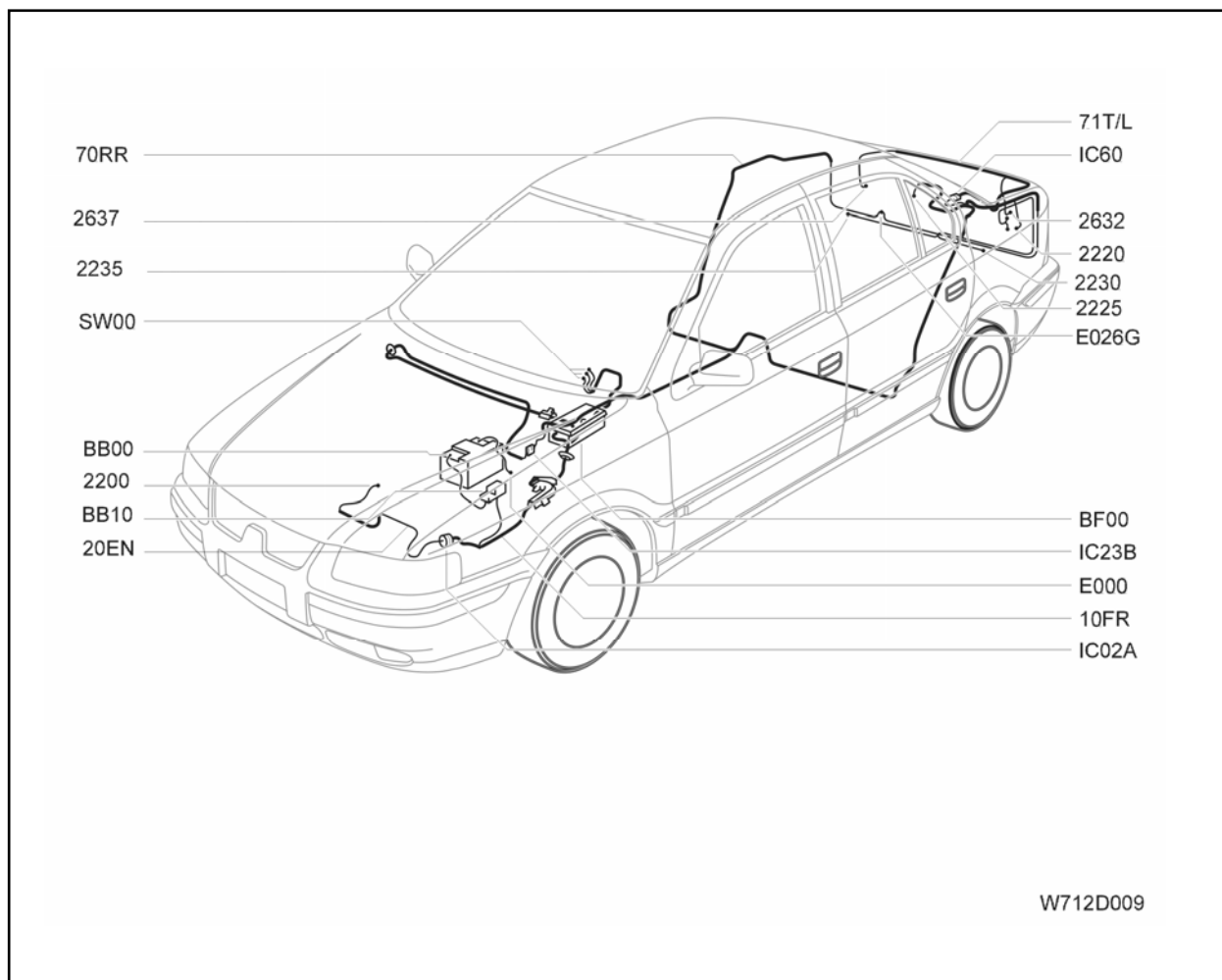


Circuit



Circuit Number

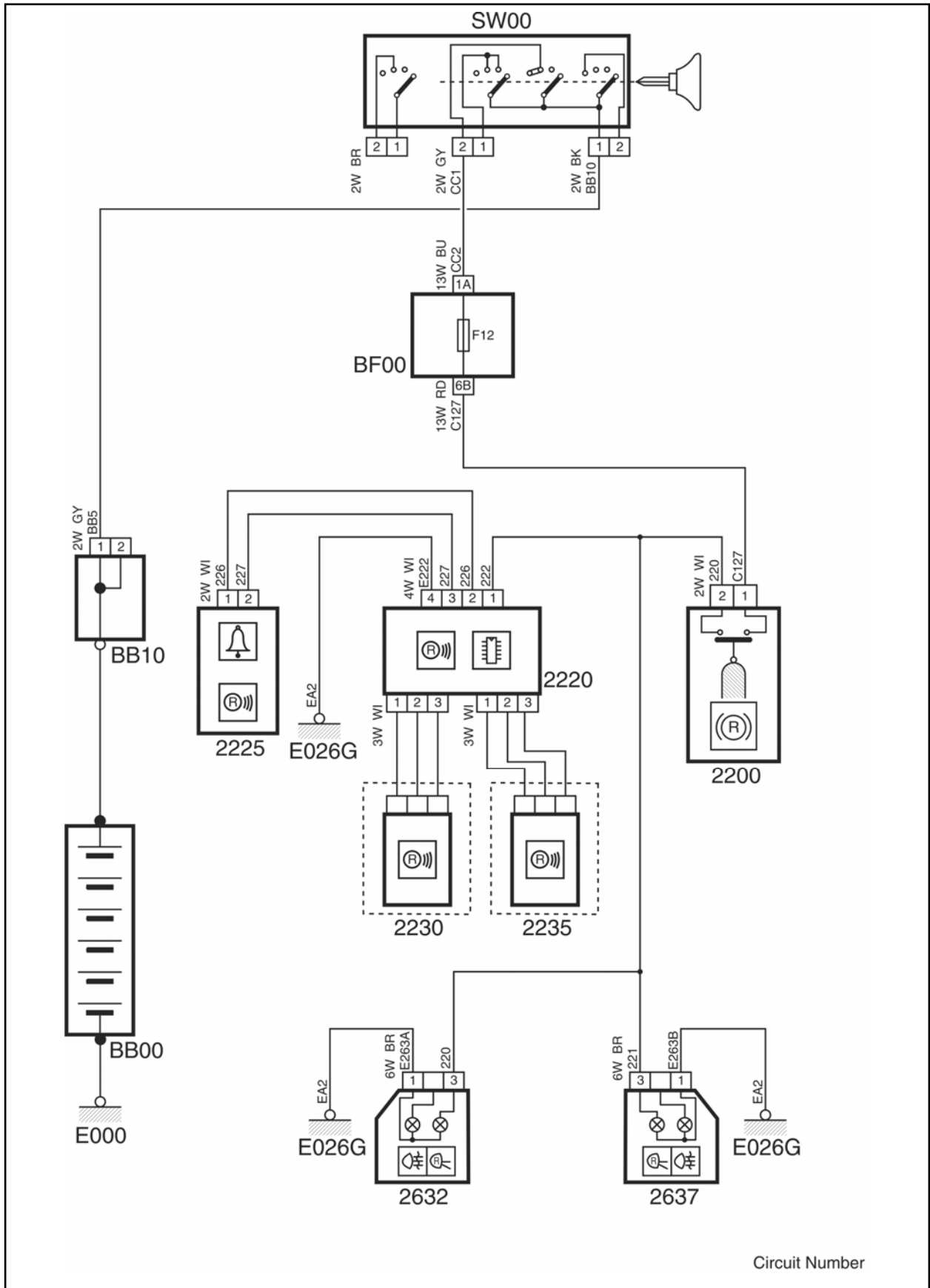
Reverse lamps and Reverse Sensor



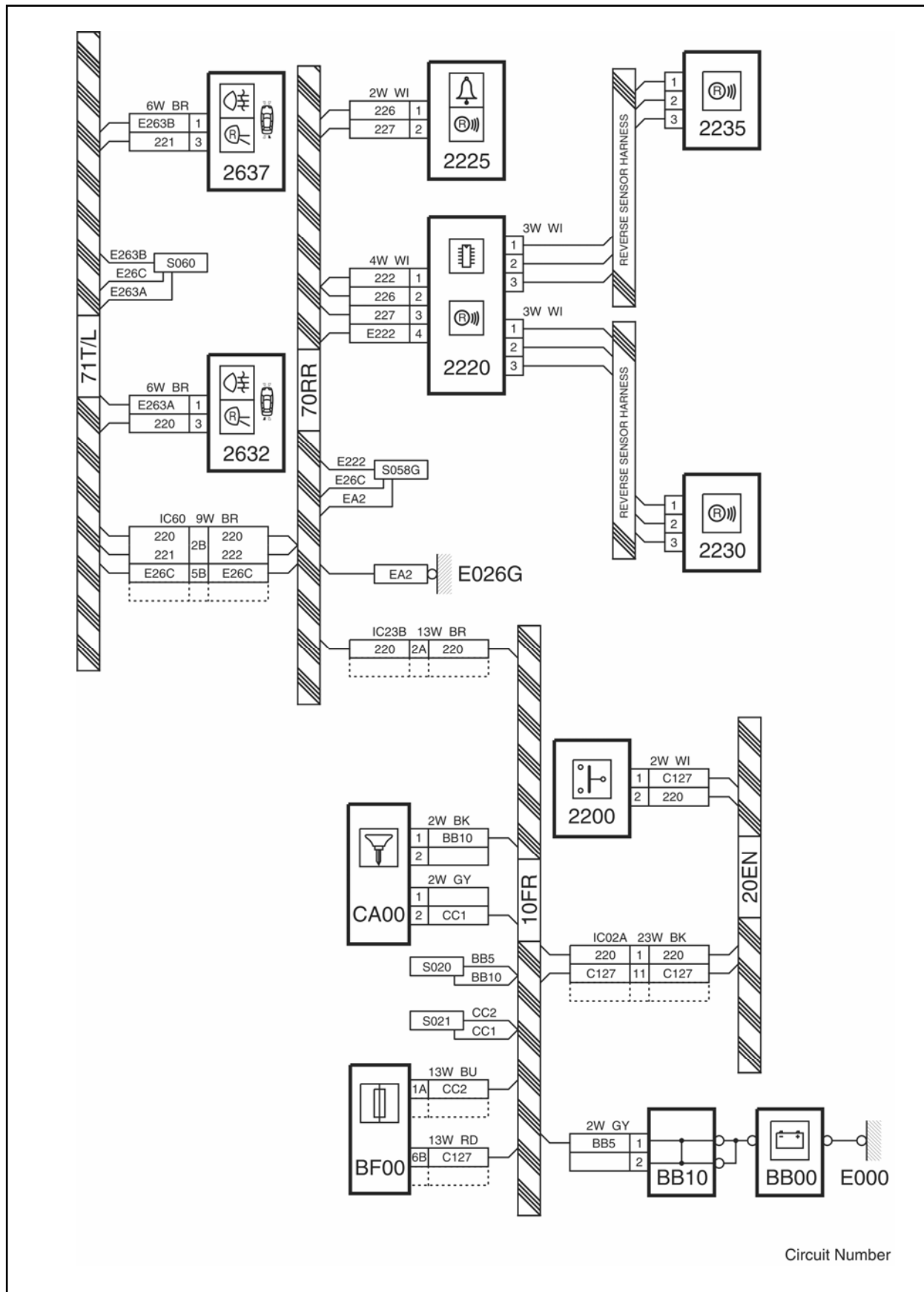
W712D009

Component Number	Component Description	Connectors	Harness
2200	Reverse lamp switch	2200	Engine
2220	Reverse sensor unit	2220	Rear
2225	Reverse sensor buzzer	2225	Rear
2230	Sensor	2230	Reverse sensor
2235	Sensor	2235	Reverse sensor
2632	Tail lamp trunk lid LH	2632	Trunk lid
2637	Tail lamp trunk lid RH	2637	Trunk lid
BB00	Battery		Front
BB10	Branch box	BB10B	Front
BF00	Fuse box (F12)	BF00H,BF00J	Front
E000	Battery Earth point	Battery	Front
E026G	Earth point	Rear panel inner-Boot	Rear
Interconnector	Front to Engine harness	IC02A	FR-EN
Interconnector	Front to Rear harness	IC23B	FR-RR
Interconnector	Rear to Trunk lid	IC60	RR-TL
SW00	Ignition switch	SW00A,SW00B	Front

Schematic

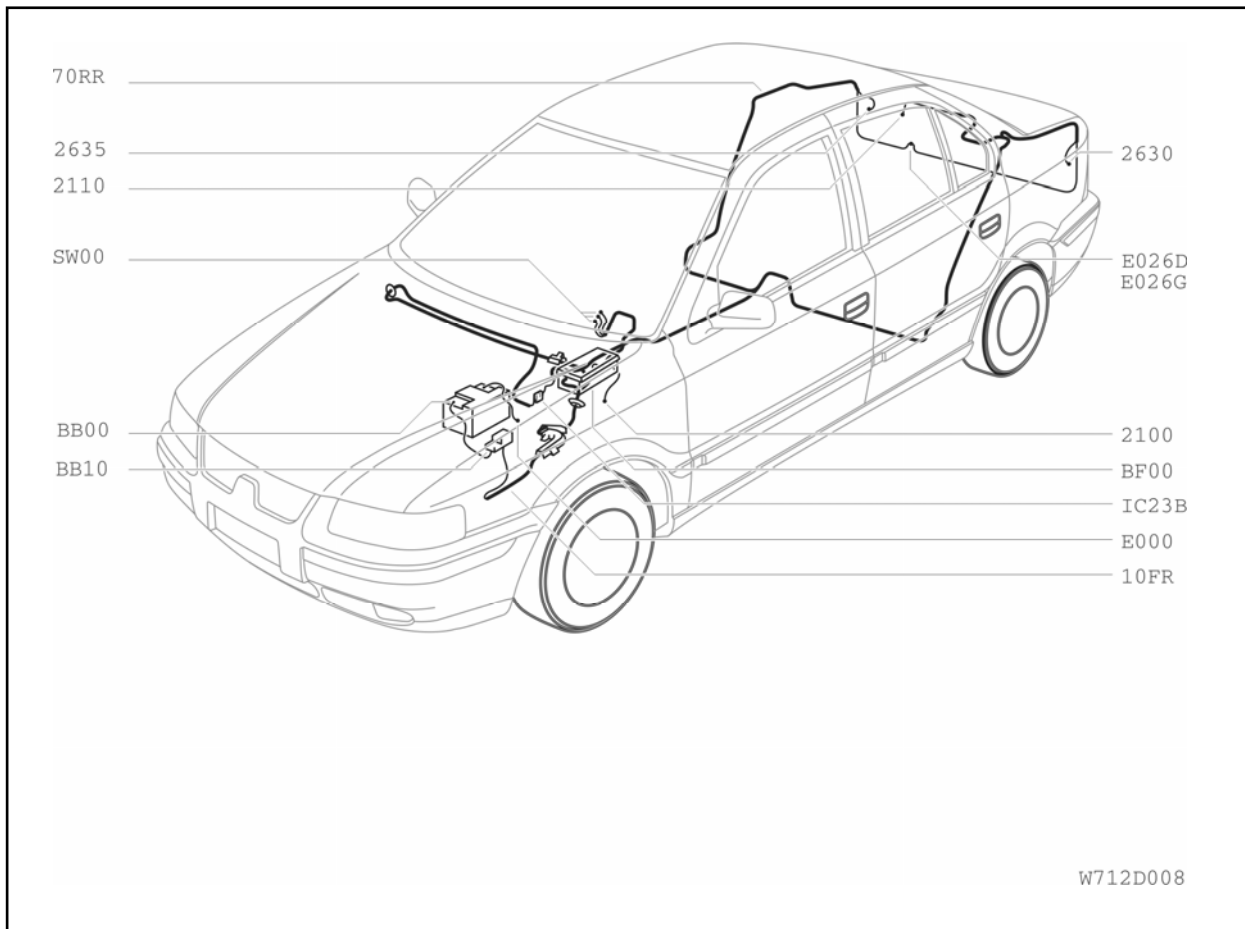


Circuit

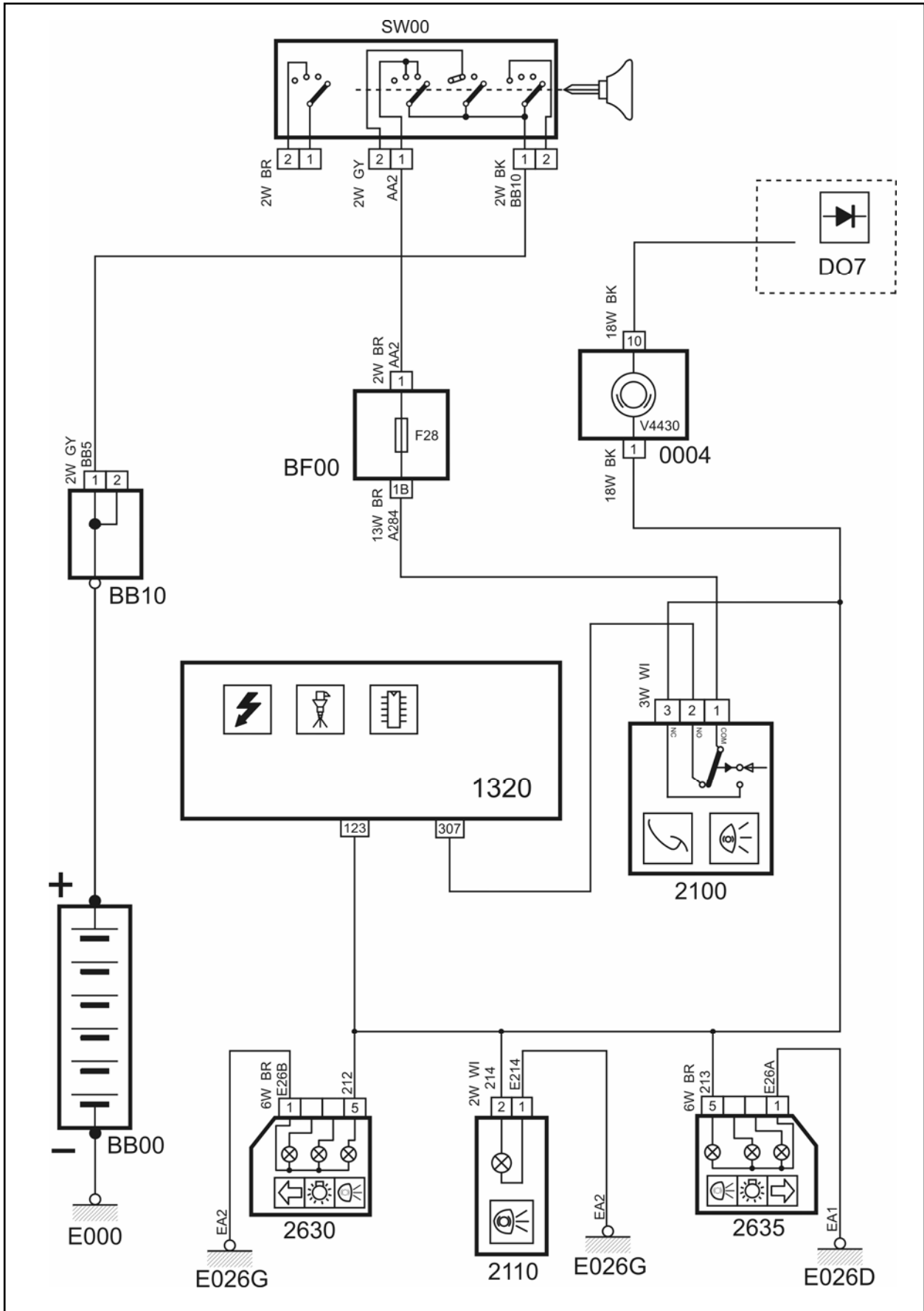


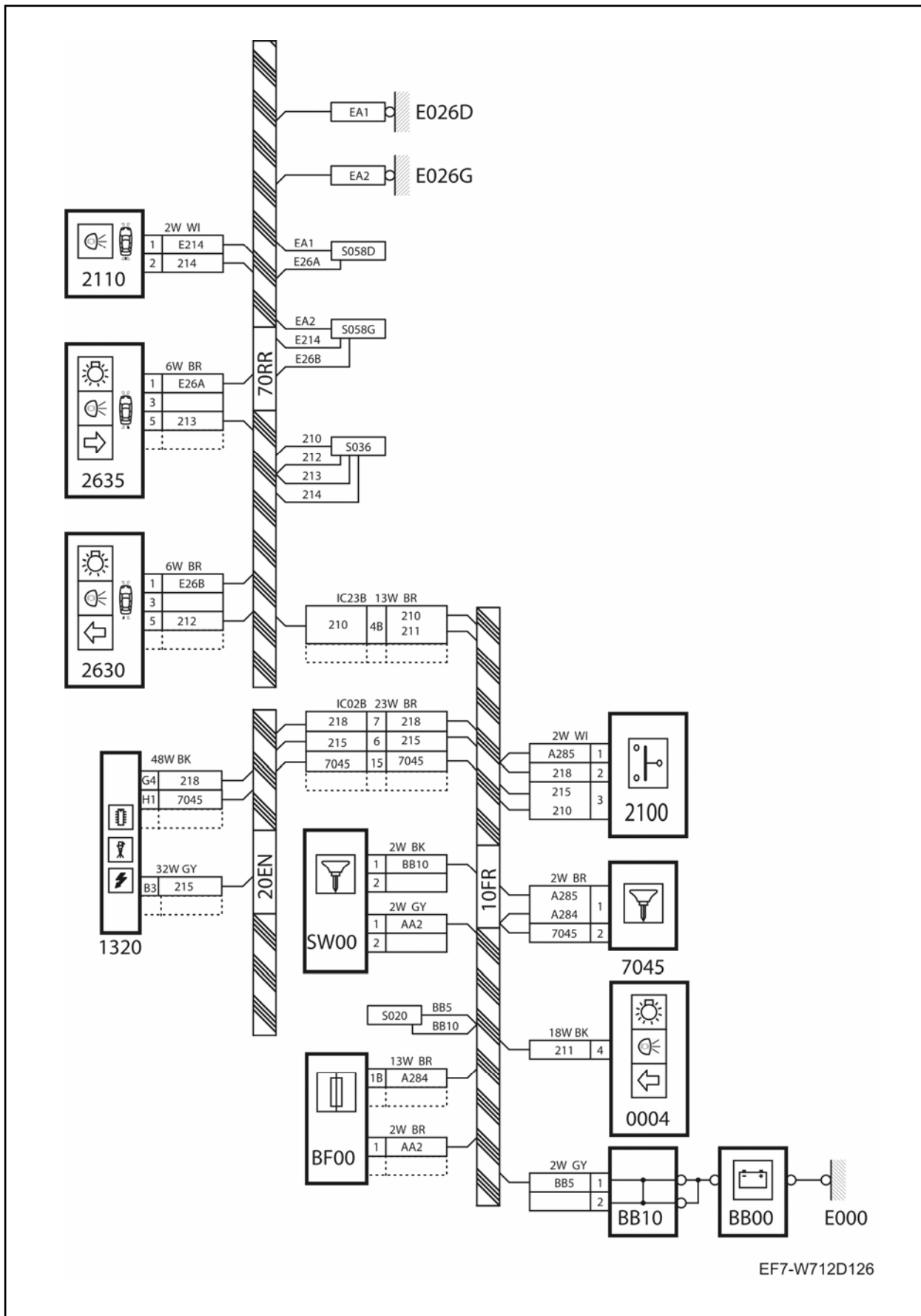
Circuit Number

Stop lamps and Additional stop lamp




Component Number	Component Description	Connectors	Harness
2100	Stop lamp switch	2100	Front
2110	high mounted stop lamp	2110	Rear
2630	Tail light LH	2630	Rear
2635	Tail light RH	2635	Rear
BB00	Battery		Front
BB10	Branch box	BB10B	Front
BF00	Fuse box (F28)	BF00B,BF00F	Front
E000	Battery Earth point	Battery	Front
E026D	Earth point	Rear panel inner-Boot	Rear
E026G	Earth point	Rear panel inner-Boot	Rear
Interconnector	Front to Rear harness	IC23B	FR-RR
SW00	Ignition switch	SW00A,SW00B	Front





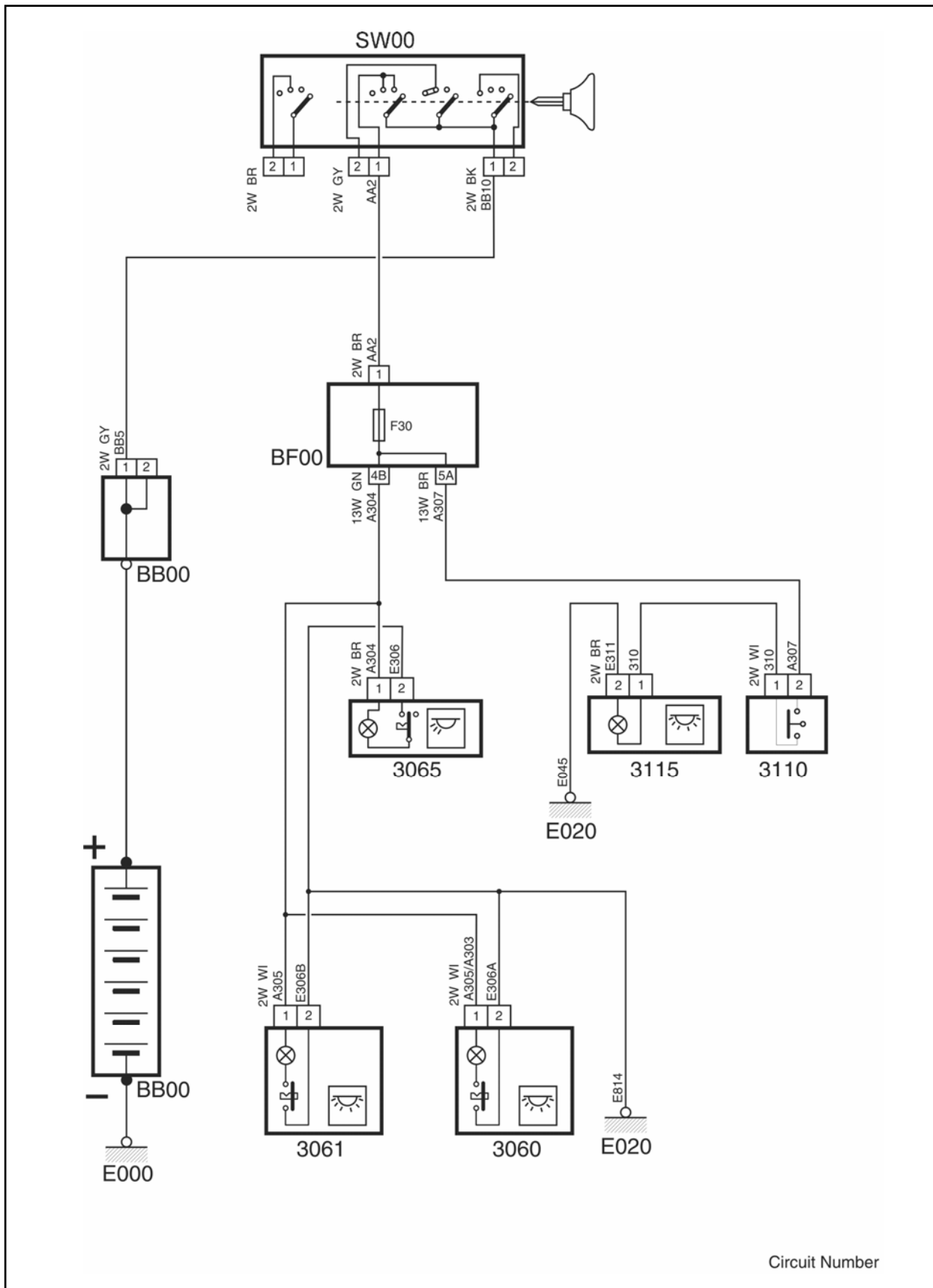
Interior lighting



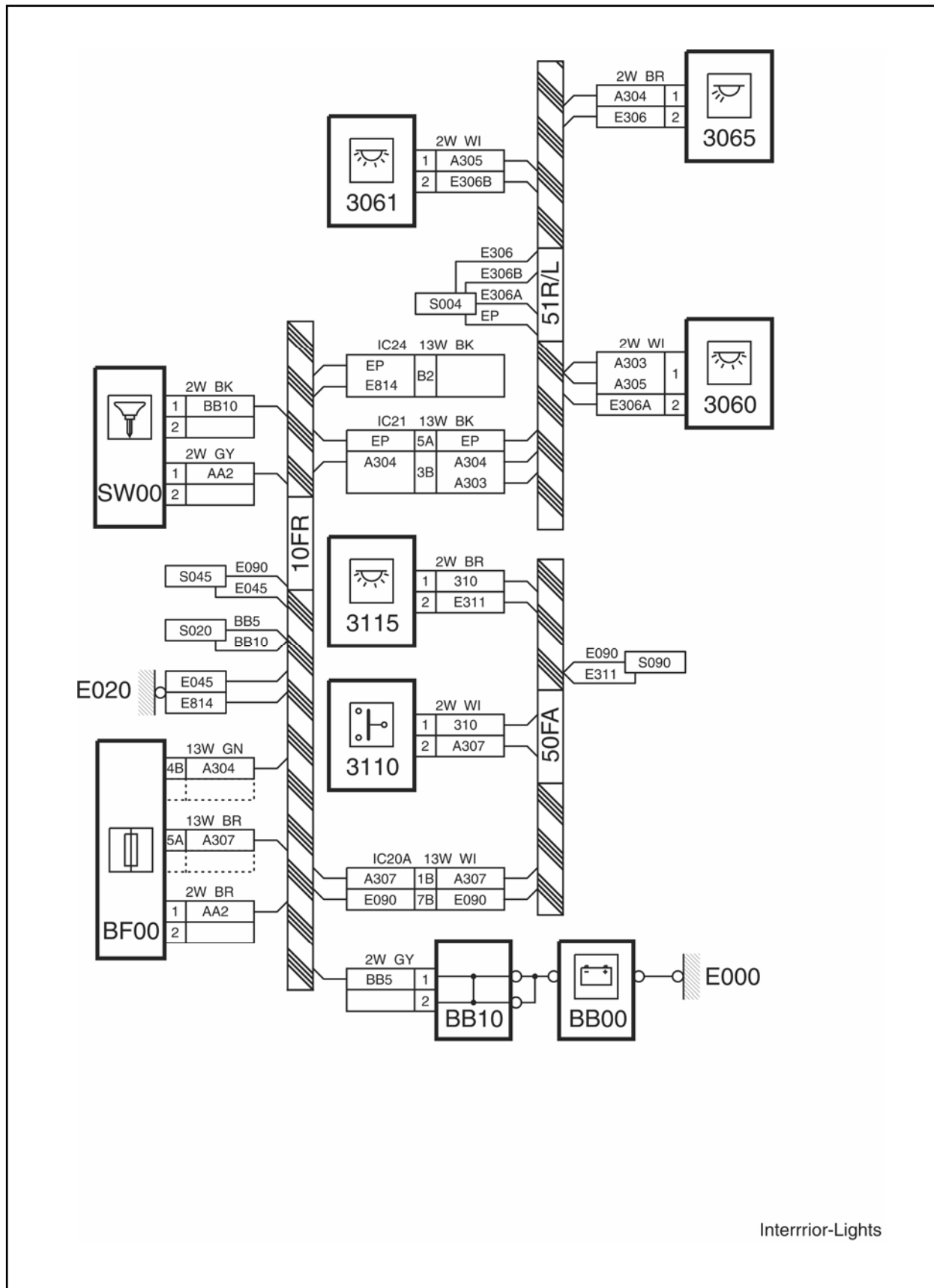
W712D070

Component Number	Component Description	Connectors	Harness
3060	LH sunvisor lamp	3060	Front roof lamp
3061	RH sunvisor lamp	3061	Front roof lamp
3065	Map reading lamp	3065	Front roof lamp
3110	Glove box lamp switch	3110	Instrument panel
3115	Glove box lamp	3115	Instrument panel
BB00	Battery		Front
BB10	Branch box	BB10B	Front
BF00	Fuse box (F30)	BF00B, BF00F, BF00I	Front
E000	Battery Earth point	Battery	Front
E020	Earth point	Bottom RH-A post	Front
Interconnector	Front to instrument panel	IC20A	FR-FA
Interconnector	Front to front roof lamp	IC21	FR-R/L
SW00	Ignition switch	SW00A,SW00B	Front

Schematic




Circuit



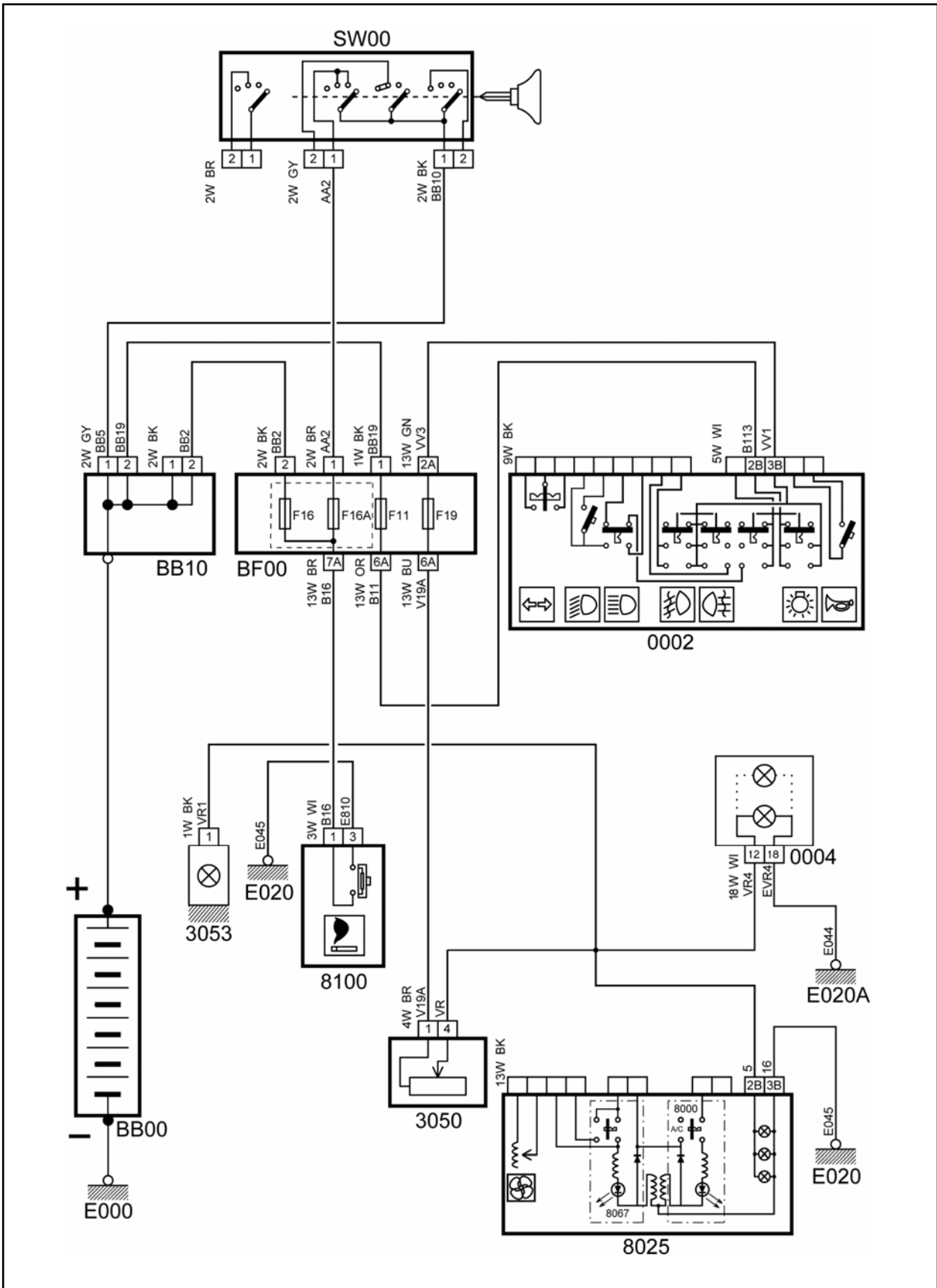
Interior-Lights

Lighting rheostat and cigar lighter

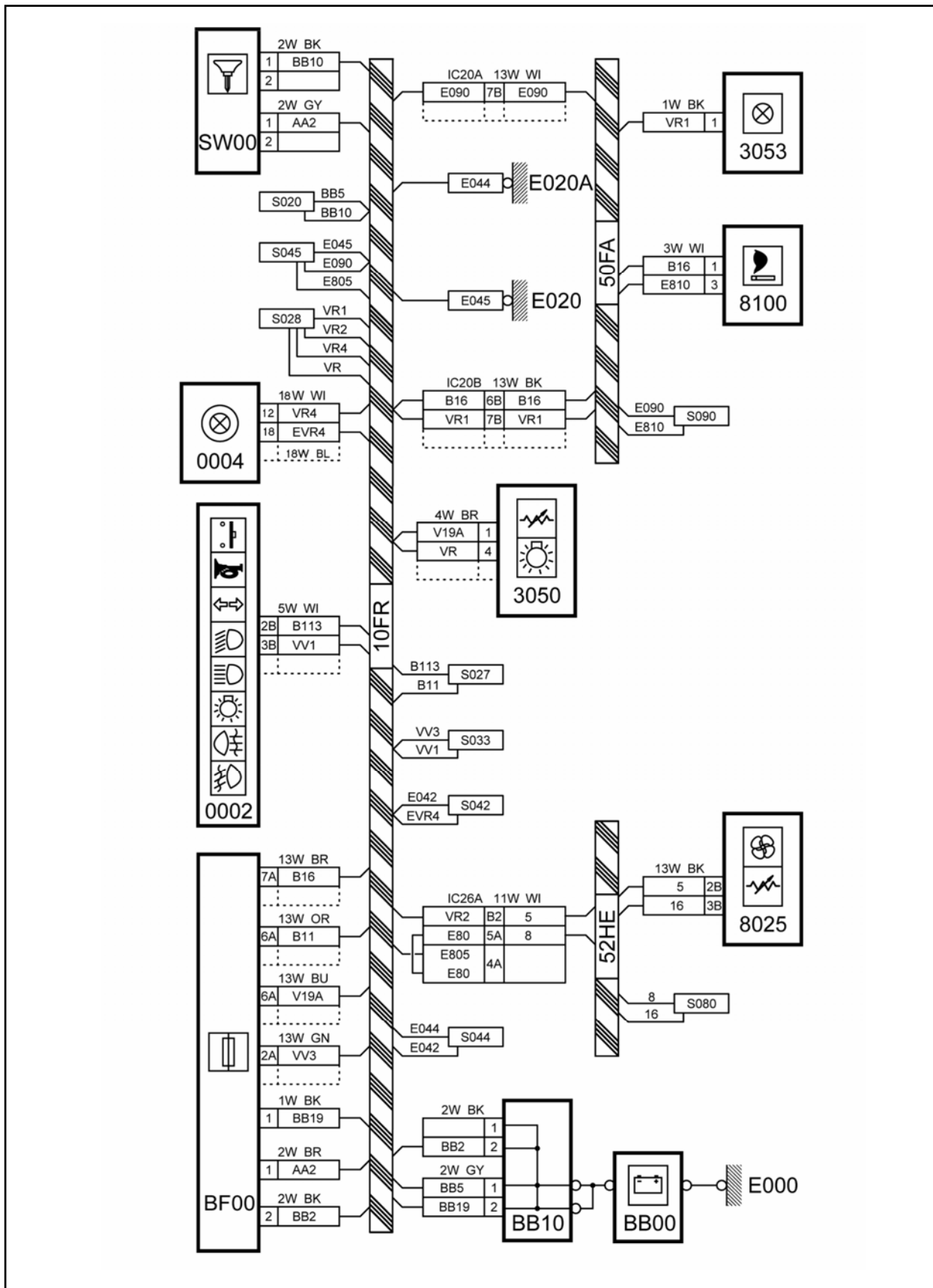


Component Number	Component Description	Connectors	Harness
0002	Lighting and signaling switch	2600A	Front
0004	Instrument cluster	0004C	Front
3050	lighting rheostat	3050	Front
3053	Cigar lighter lamp	3053	Instrument panel
8025	heater pane	8025	Heater harness
8100	Front cigar lighter	8100	Instrument panel
BB00	Battery		Front
BB10	Branch box	BB10A, BB10B	Front
BF00	Fuse box (F16, F16A, F11, F19)	BF00A, BF00B, BF00D, BF00E, BF00F, BF00I, BF00J	Front
E000	Battery earth point	Battery	Front
E020A	Earth point	Bottom LH-A post	Front
Interconnector	Front to instrument panel harness	IC20A, IC20B	FR-FA
Interconnector	Front to heater harness	IC26A	FR-HE
SW00	Ignition switch	SW00A, SW00B	Front

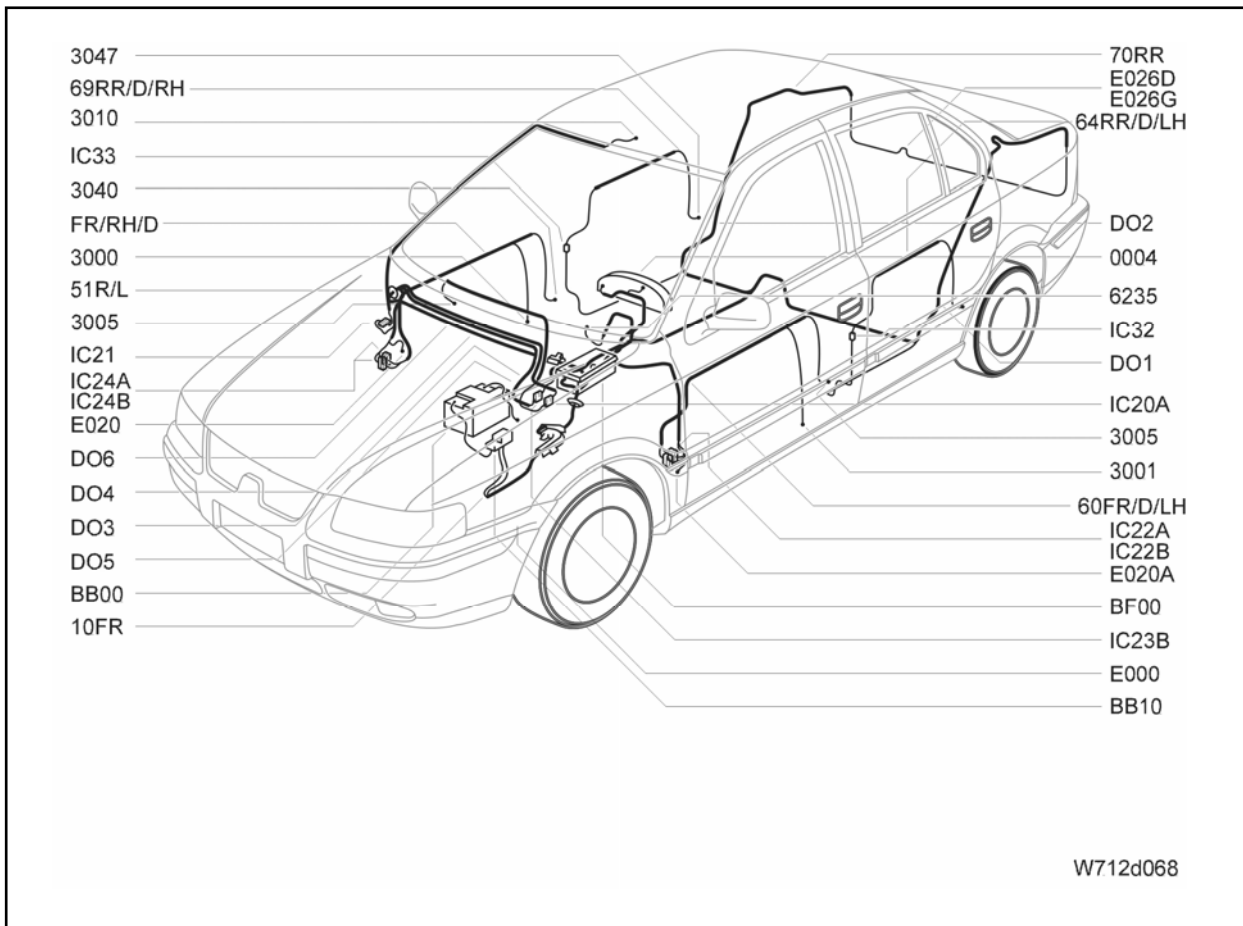
Schematic



Circuit



Door lamps

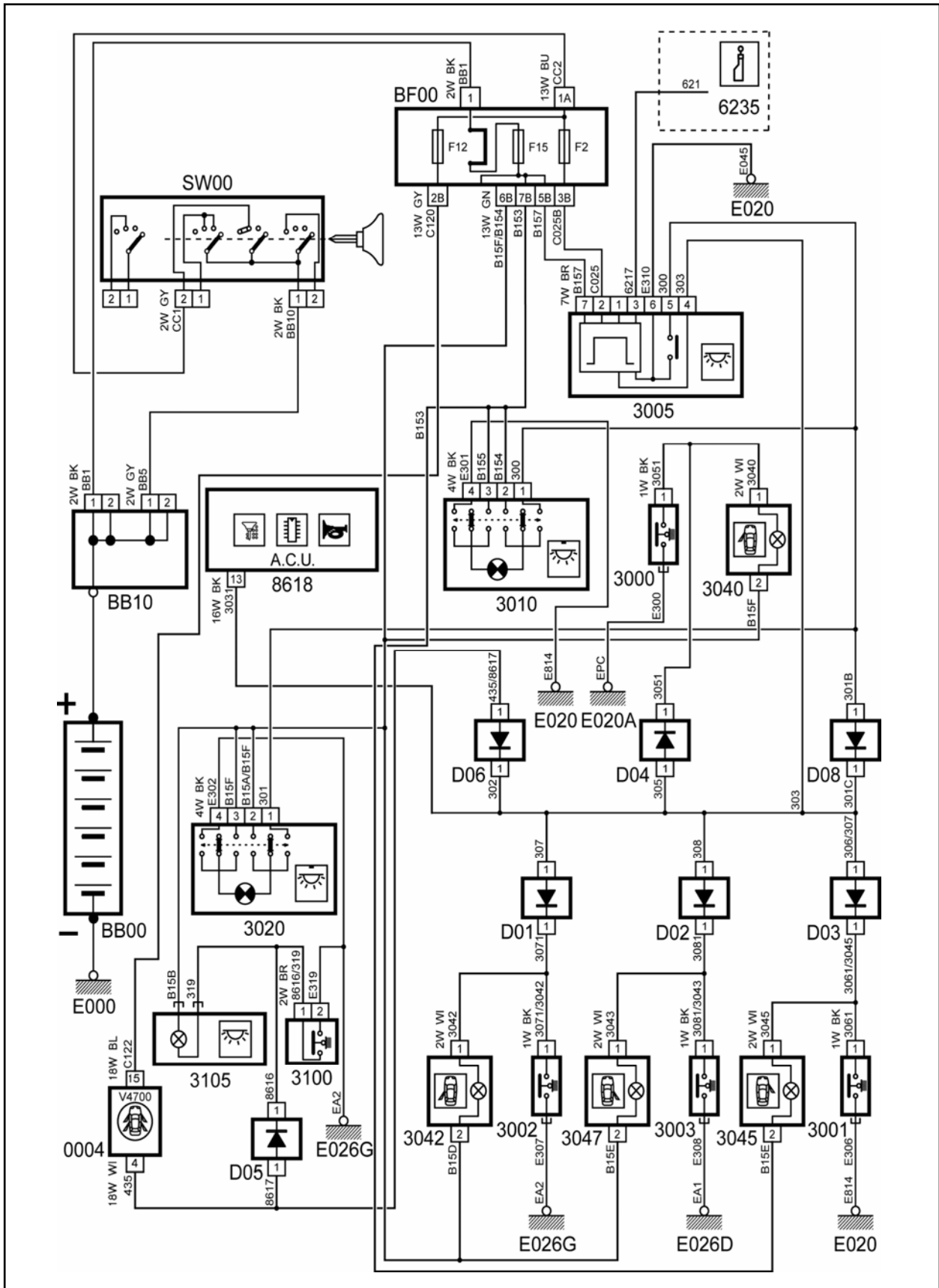


W712d068

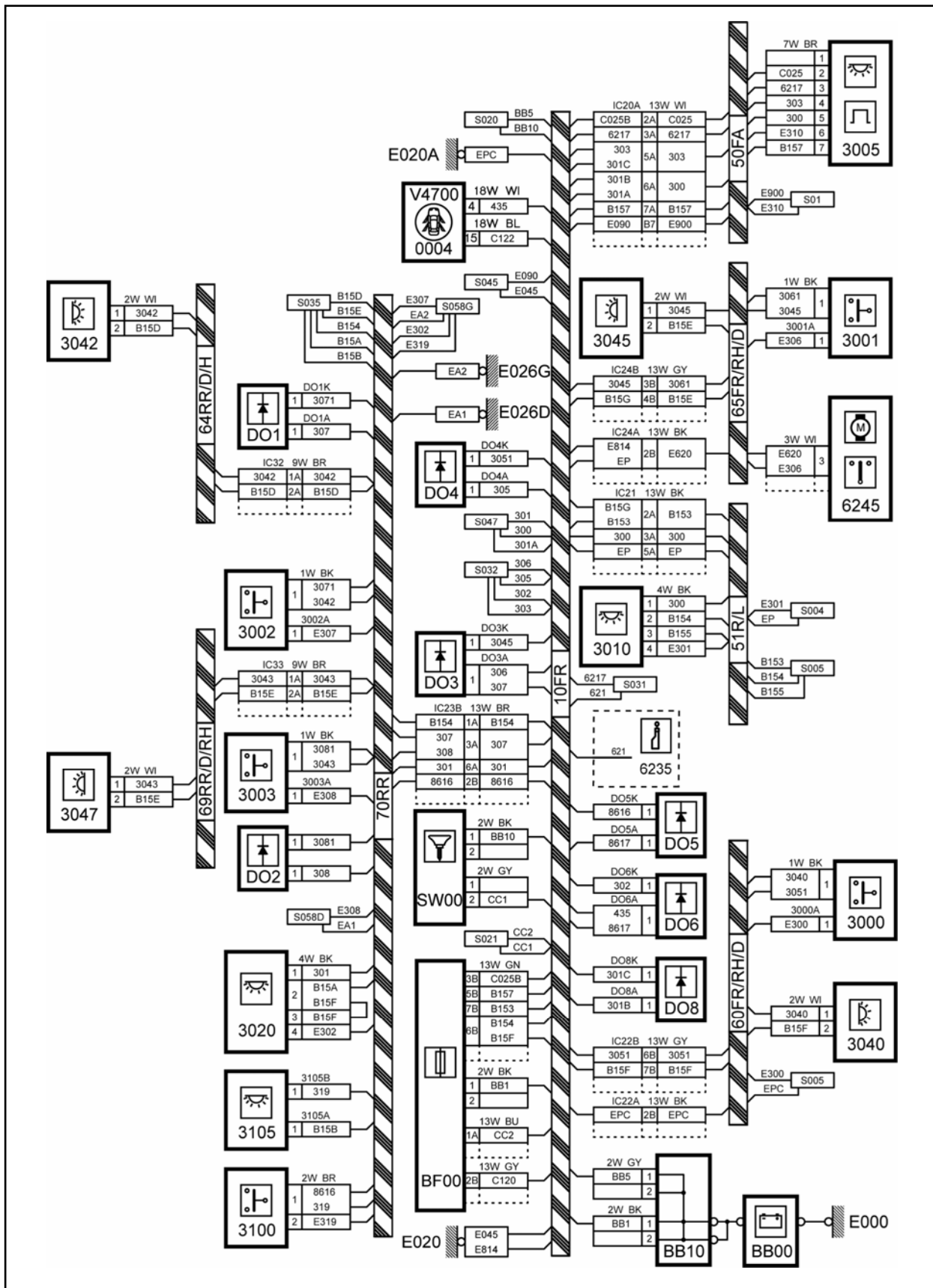
Component Number	Component Description	Connectors	Harness
0004	Instrument cluster (V4700=Door open warning lamp)	0004A,0004C	Front
3000	Door contact switch	3000,3000A	Front door (LH)
3001	Door contact switch	3001,3001A	Front door (RH)
3002	Door contact switch	3002,3002A	Rear
3003	Door contact switch	3003,3003A	Rear
3005	Roof lamp timer	3005	Instrument panel
3010	Roof lamp	3010	Front roof lamp
3020	Rear roof lamp	3020	Rear
3040	Door lamp	3040	Front door (LH)
3042	Door lamp	3042	Rear door (LH)
3045	Door lamp	3045	Front door (RH)
3047	Door lamp	3047	Rear door (RH)
3100	Trunk lamp switch	3100	Rear
3105	Trunk lamp	3105A,3105B	Rear
6245	Door lock switch	6245 (6205)	Front door (RH)
BB00	Battery	--	Front
BB10	Branch box	BB10A, BB10B	Front
BF00	Fuse box (F2,F12,F15)	BF00C, BF00E, BF00I, BF00J	Front
E000	Battery earth point	Battery	Front
E020	Earth point	Bottom RH-A Post	Front
E020A	Earth point	Bottom LH-A Post	Front
E026D	Earth point	Rear panel inner-Boot	Rear

Component Number	Component Description	Connectors	Harness
E026G	Earth point	Rear panel inner-Boot	Rear
Interconnector	Front to instrument panel harness	IC20A	FA-FR
Interconnector	Front to instrument panel harness	IC21	FR-R/L
Interconnector	Front to front door harness(LH)	IC22A	FR-FR/LH/D
Interconnector	Front to front door harness(LH)	IC22B	FR-FR/LH/D
Interconnector	Front to rear harness	IC23B	FR-RR
Interconnector	Front of front door harness(RH)	IC24A	FR-FR/RH/D
Interconnector	Front of front door harness(RH)	IC24B	FR-FR/RH/D
Interconnector	Rear to rear door harness(LH)	IC32	RR/D/L-RR
Interconnector	Rear to rear door harness(RH)	IC33	RR/D/R-RR
SW00	Ignition switch	SW00A,SW00B	Front

Schematic

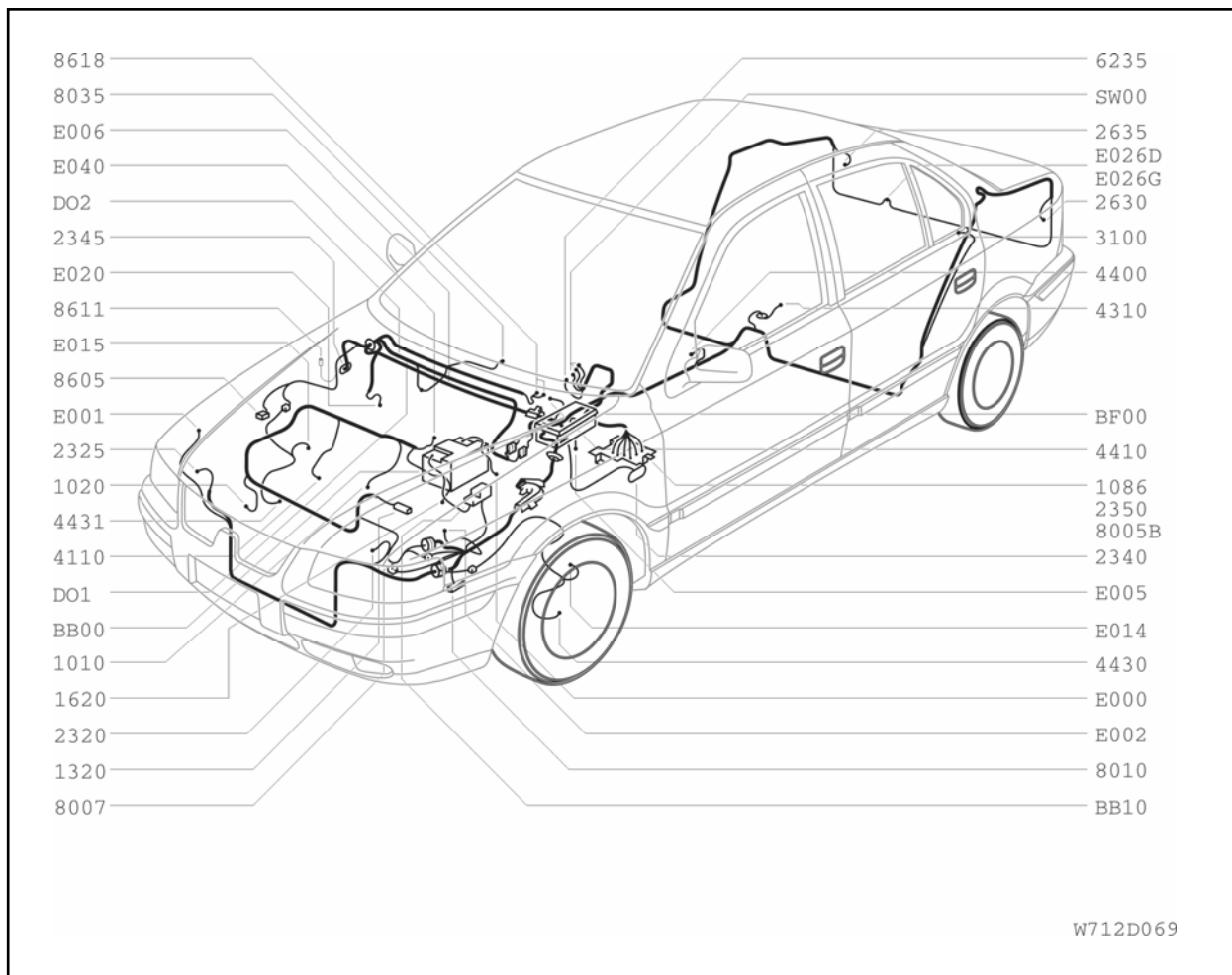


Circuit

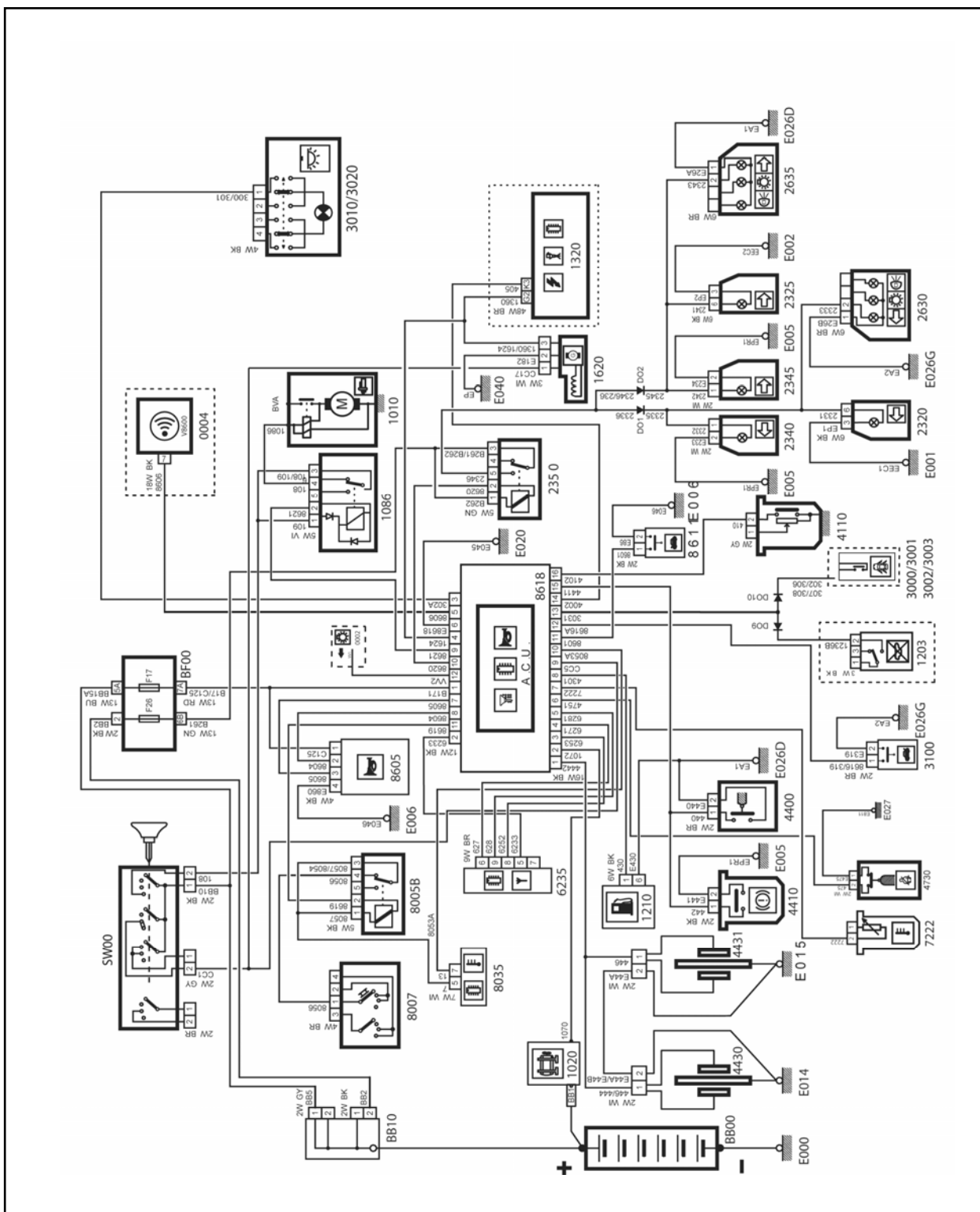


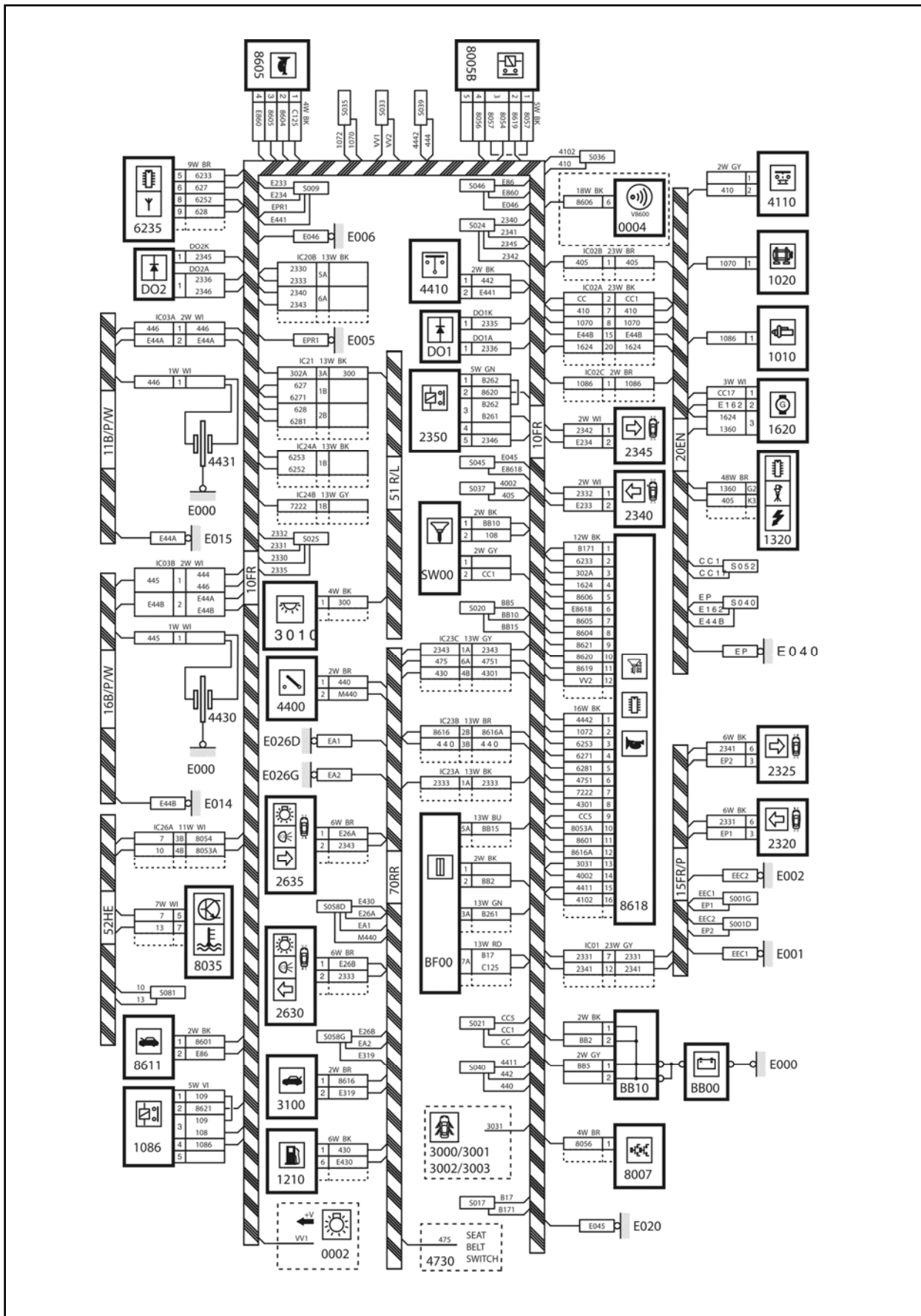
Alarm control unit (A.C.U.)

Driver Information

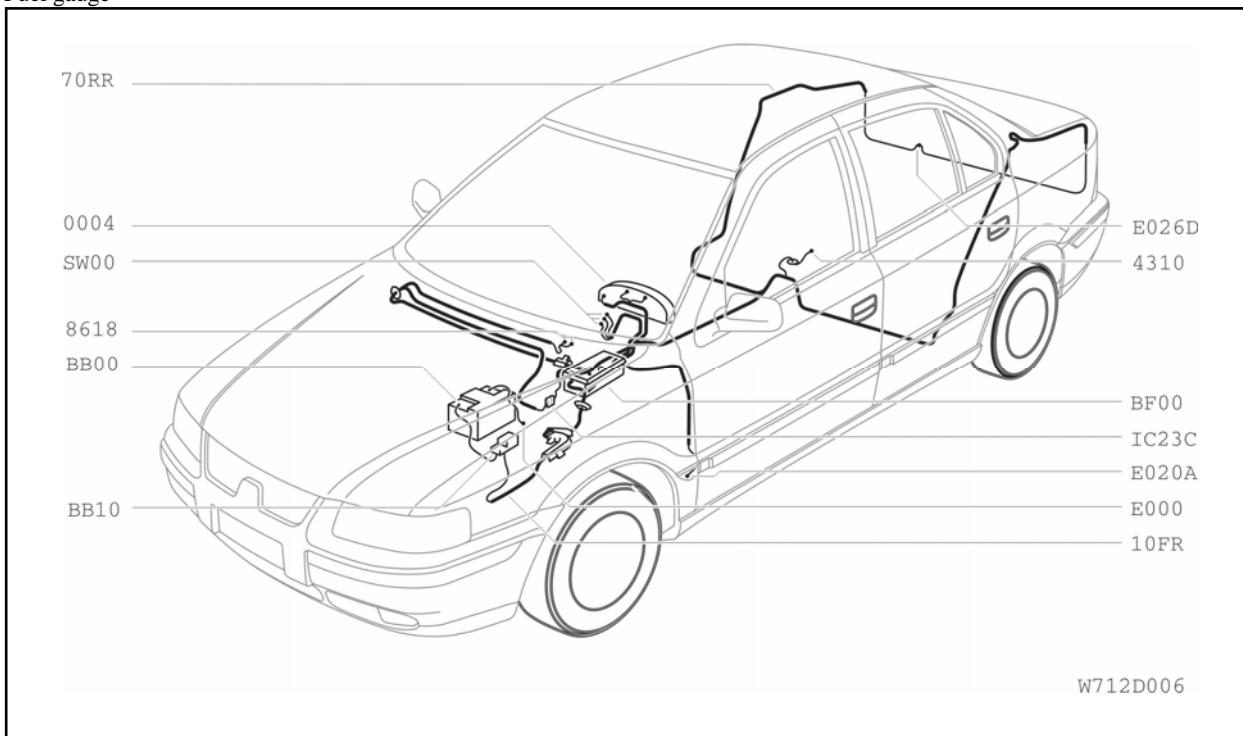


Component Number	Component Description	Connectors	Harness
1010	Starter	1010	Engine
1020	Alternator	1020	Engine
1086	Start relay	1086	Front
1320	Ignition injection control unit	1320	Engine
1620	Vehicle speed sensor	1620	Engine
2320	LH direction indicator lamp	2320	Front panel
2325	RH direction indicator lamp	2325	Front panel
2340	LH side repeater flasher	2340	Front
2345	RH side repeater flasher	2345	Front
2350	Flasher relay	2350	Front
2630	LH tail light	2630	Rear
2635	RH tail light	2635	Rear
3100	Trunk lamp switch	3100	Rear
4110	Oil pressure switch	4110	Engine
4310	Fuel gauge	4310	Rear
4400	Hand brake switch	4400	Rear
4410	Brake fluid level switch	4410	Front
6235	Central locking control unit	6235	Front
8005B	Cooler relay	8005B	Front
8007	Pressostat	8007	Front
8010	Electronic box (Temperature unit)	8010	Front
8035	Passenger compartment temperature electronic thermostat	8035	Heater
8605	Security alarm siren	8605	Front
8611	Bonnet switch	8611	Front
8618	A.C.U.	8618A,8618B	Front
BB00	Battery		Front
BB10	Branch box	BB10A, BB10B	Front
BF00	Fuse box (F17, F26)	BF00E, BF00H, BF00I, BF00J	Front
E000	Battery Earth point	Battery	Front
E001	Earth point	Front LH inner fender - Engine bay	Front panel
E002	Earth point	Front RH inner fender - Engine bay	Front panel
E005	Earth point	LH side plenum chamber	Front
E006	Earth point	Plenum	Front
E014	Earth point	Brake system	Front
E015	Earth point	Brake system	Front
E020	Earth point	Bottom RH - A Post	Front
E040	Earth point	Engine	Engine
E026D	Earth point	Rear panel Inner-Boot	Rear
E026G	Earth point	Rear panel Inner-Boot	Rear
Interconnector	Front to front panel harness	IC01	FR/P-FR
Interconnector	Front to front panel harness	IC02A	FR-EN
Interconnector	Front to front panel harness	IC02C	FR-EN
Interconnector	Front to brake pad wear harness	IC03A	FR-PW
Interconnector	Front to brake pad wear harness	IC03B	FR-PW
Interconnector	Front to rear harness	IC23A	FR-RR
Interconnector	Front to rear harness	IC23B	FR-RR
Interconnector	Front to rear harness	IC23C	FR-RR
Interconnector	Front to heater harness	IC26A	FR-HE
SW00	Ignition switch	SW00A, SW00B	Front
3010	Front roof lamp	3010	Front
3020	Rear roof lamp	3020	Front
0004	Instrument cluster	0004	Front

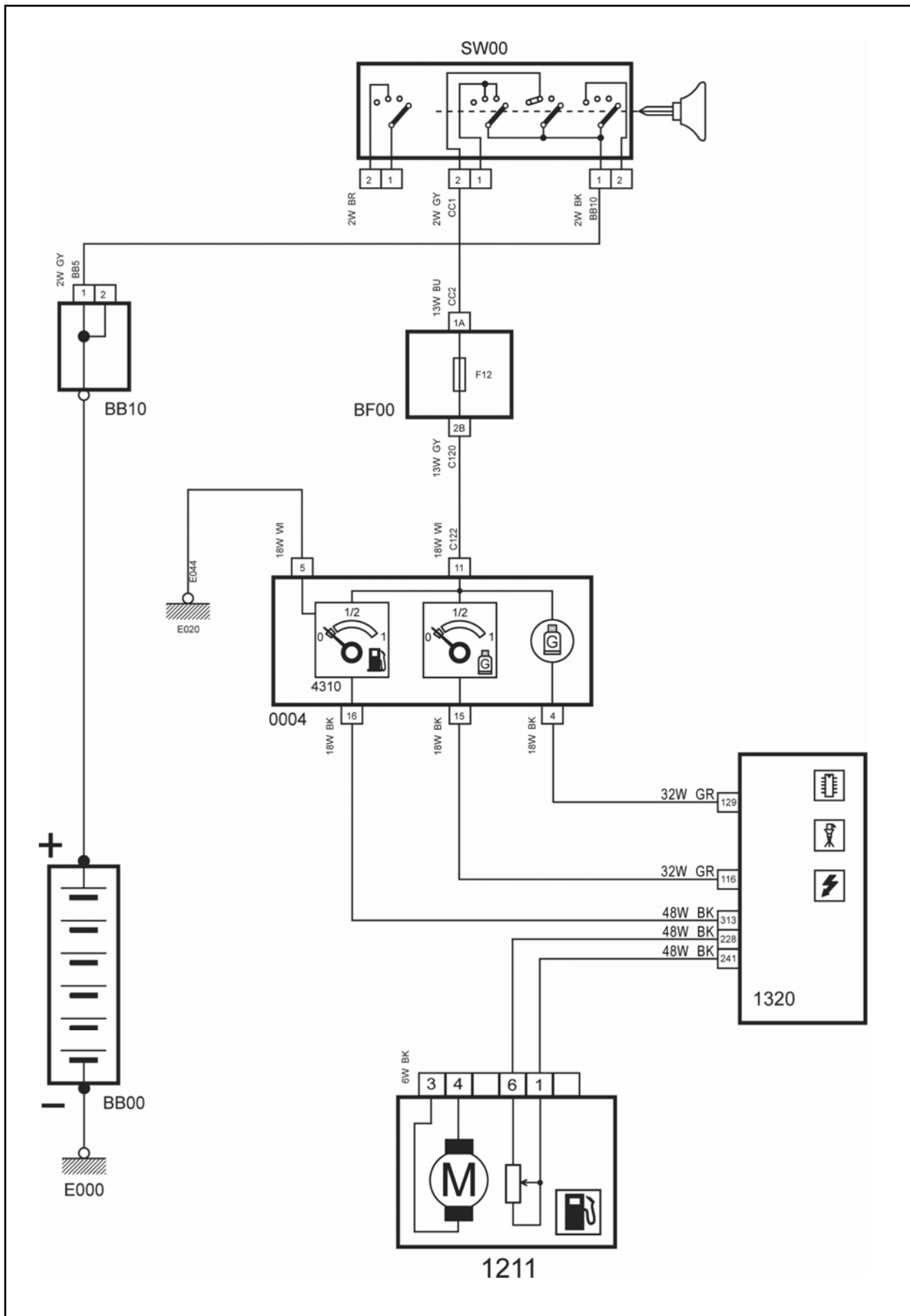


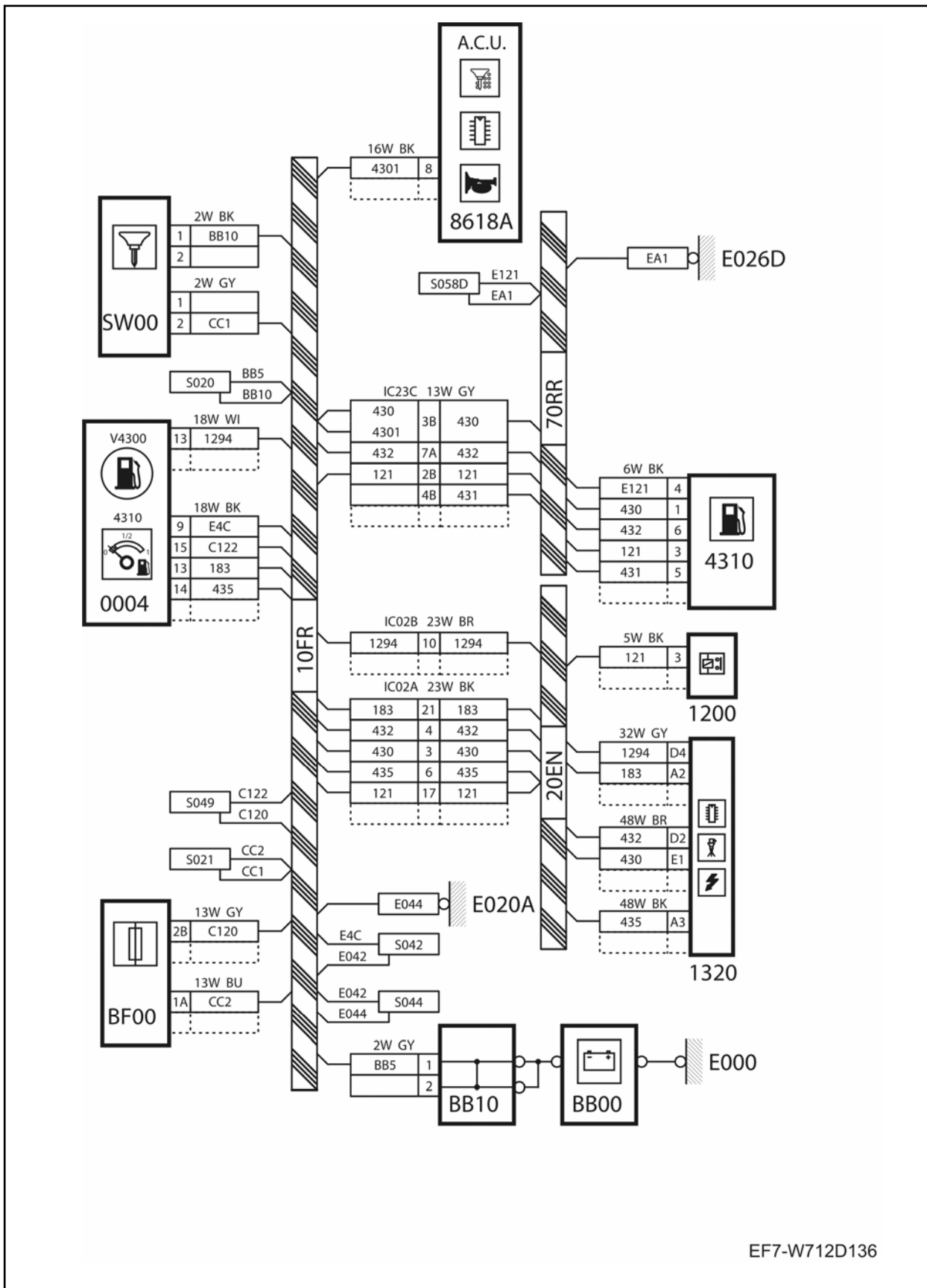


Fuel gauge



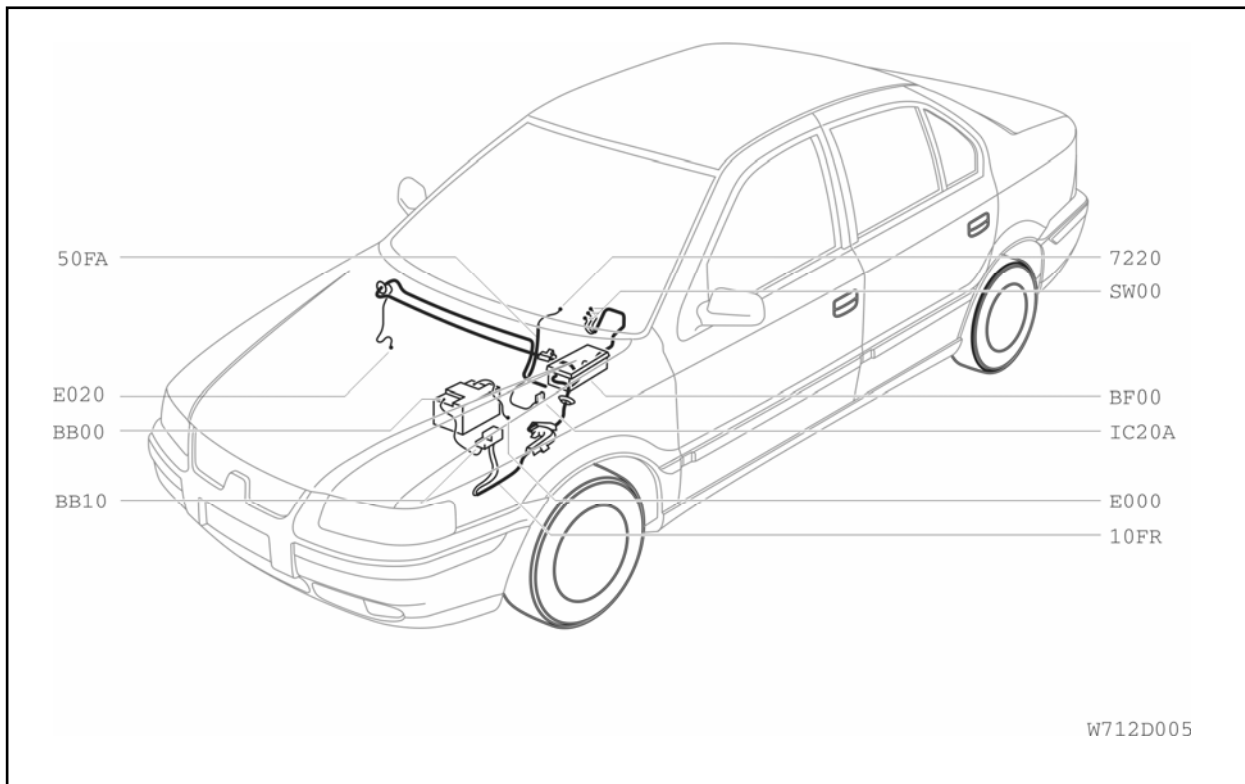
Component Number	Component Description	Connectors	Harness
0004	Instrument cluster V4300=Fuel low level warning lamp 4310=Fuel gauge	0004C, 0004D, 0004F	Front
1211	Fuel & Pump gauge	1211	Rear
1320	ECU	1320	Engine
BB00	Battery	--	Front
BB10	Branch box	BB10B	Front
BF00	Fuse box (F12)	BF00C, BF00J	Front
E000	Battery Earth point	Battery	Front
E020	Earth point	Bottom LH-A post	Front
Interconnector	Front to engine harness	IC02A	Front
Interconnector	Front to Rear harness	IC23C	FR-RR
SW00	Ignition switch	SW00A, SW00B	Front
Interconnector	Front to engine harness	IC02B	Front





EF7-W712D136

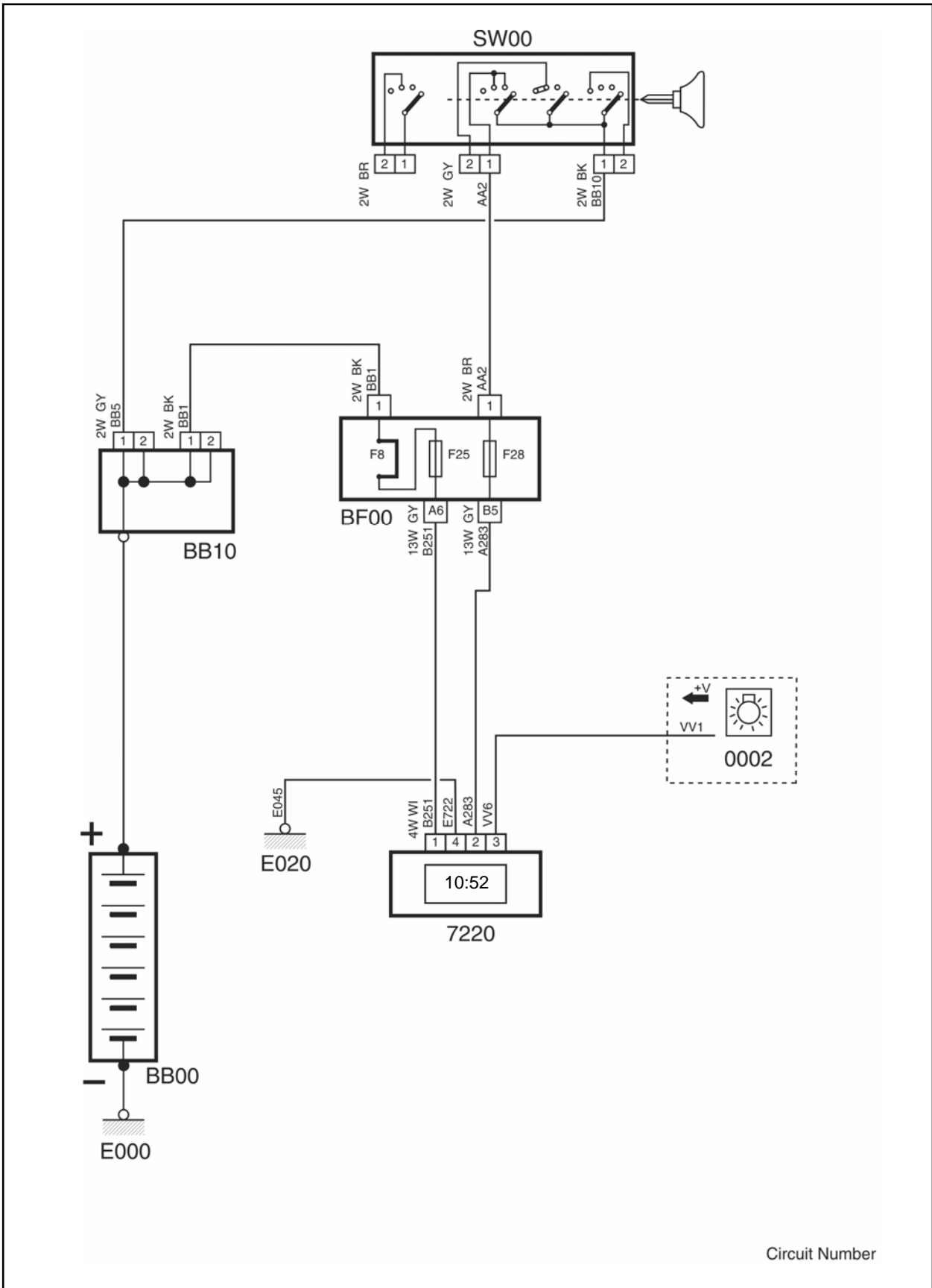
Digital clock



W712D005

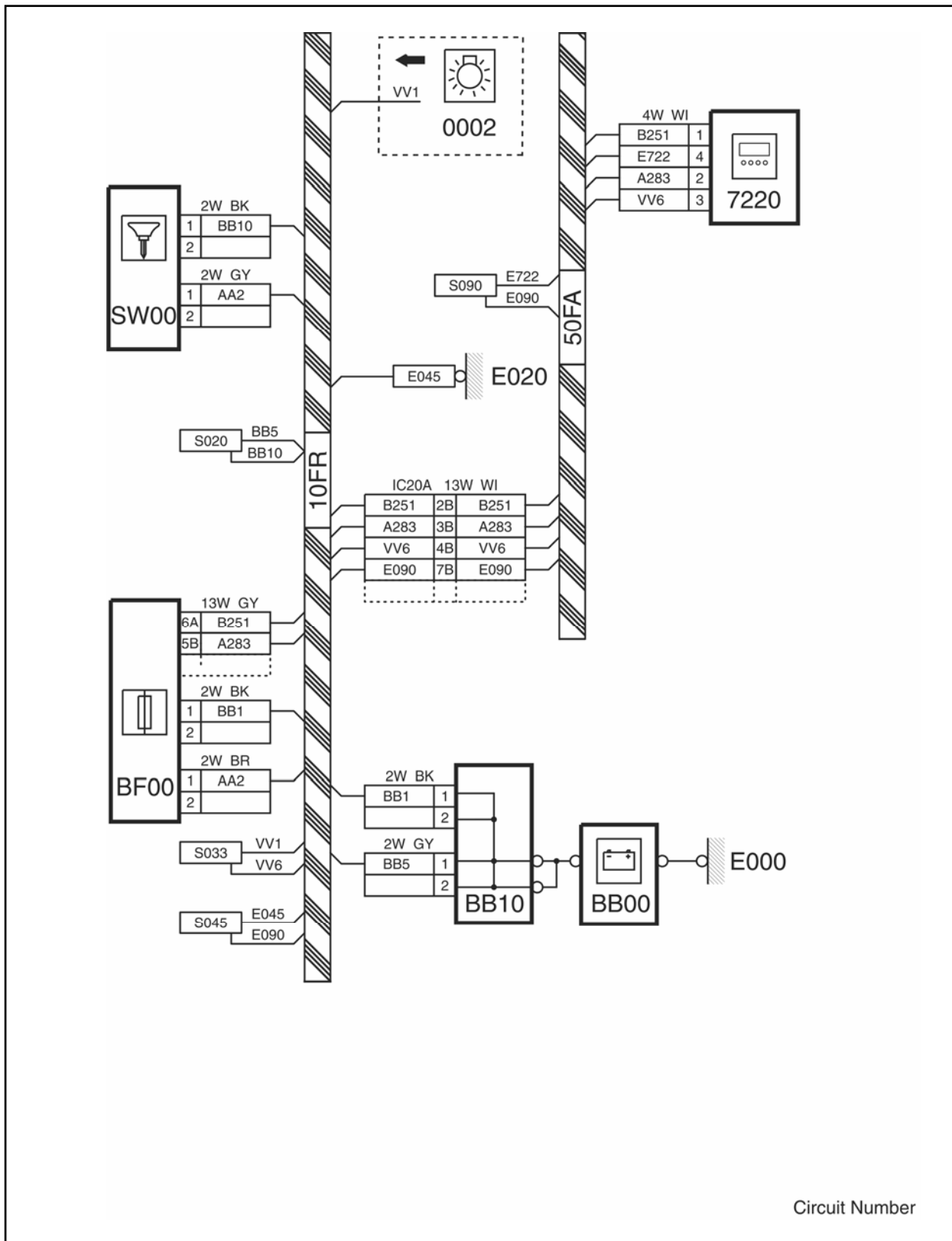
Component Number	Component Description	Connectors	Harness
7220	Digital clock	7220 Instrument	Panel
BB00	Battery	- -	Front
BB10	Branch box	BB10A, BB10B	Front
BF00	Fuse box (F8, F25, F28)	BF00C, BF00E, BF00F	Front
E000	Battery Earth point	Battery	Front
E020	Earth point	Bottom RH-A post	Front
Interconnector	Front to instrument panel harness	IC20A	FA-FR
SW00	Ignition switch	SW00A, SW00B	Front

Schematic




Circuit Number

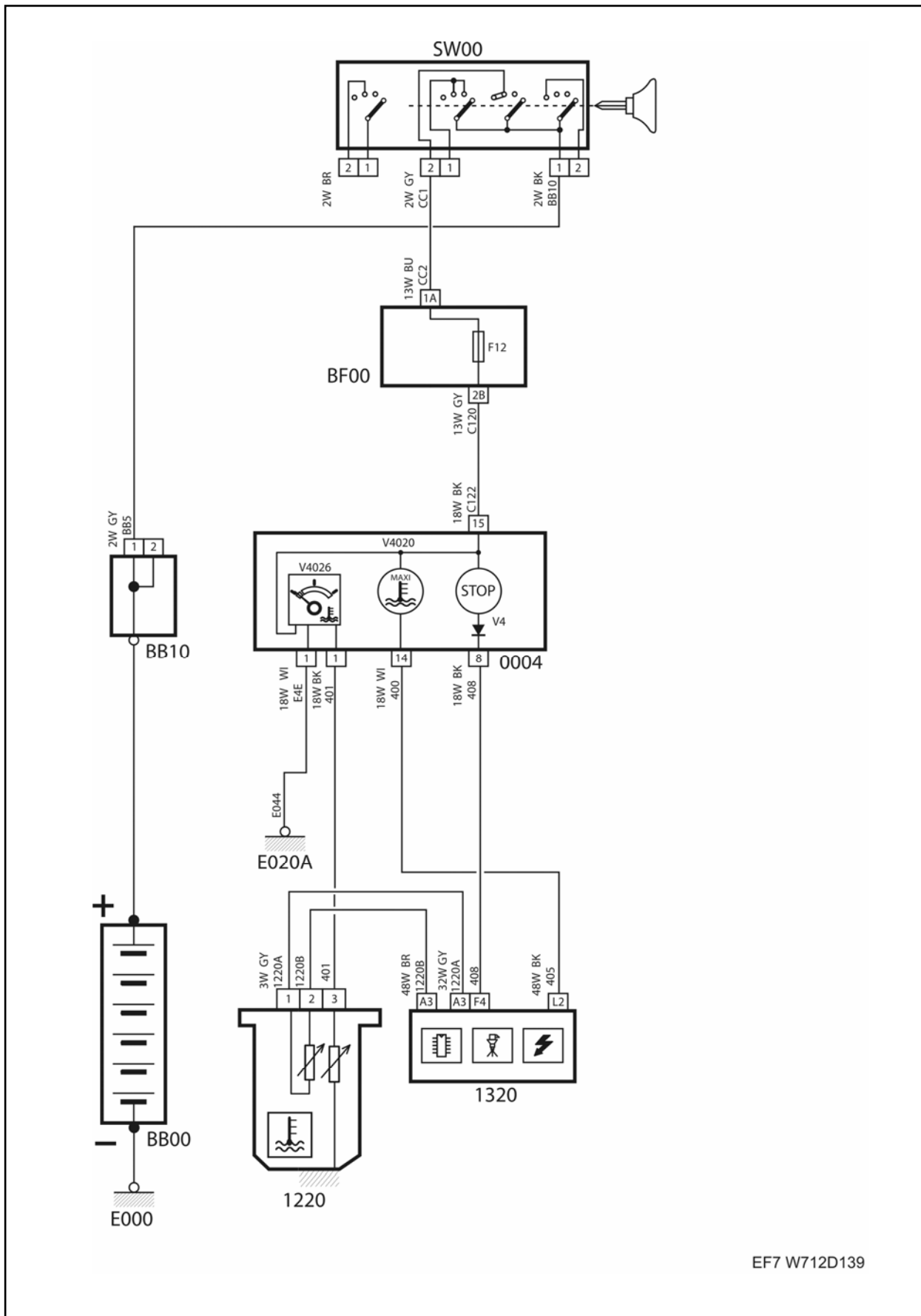
Circuit



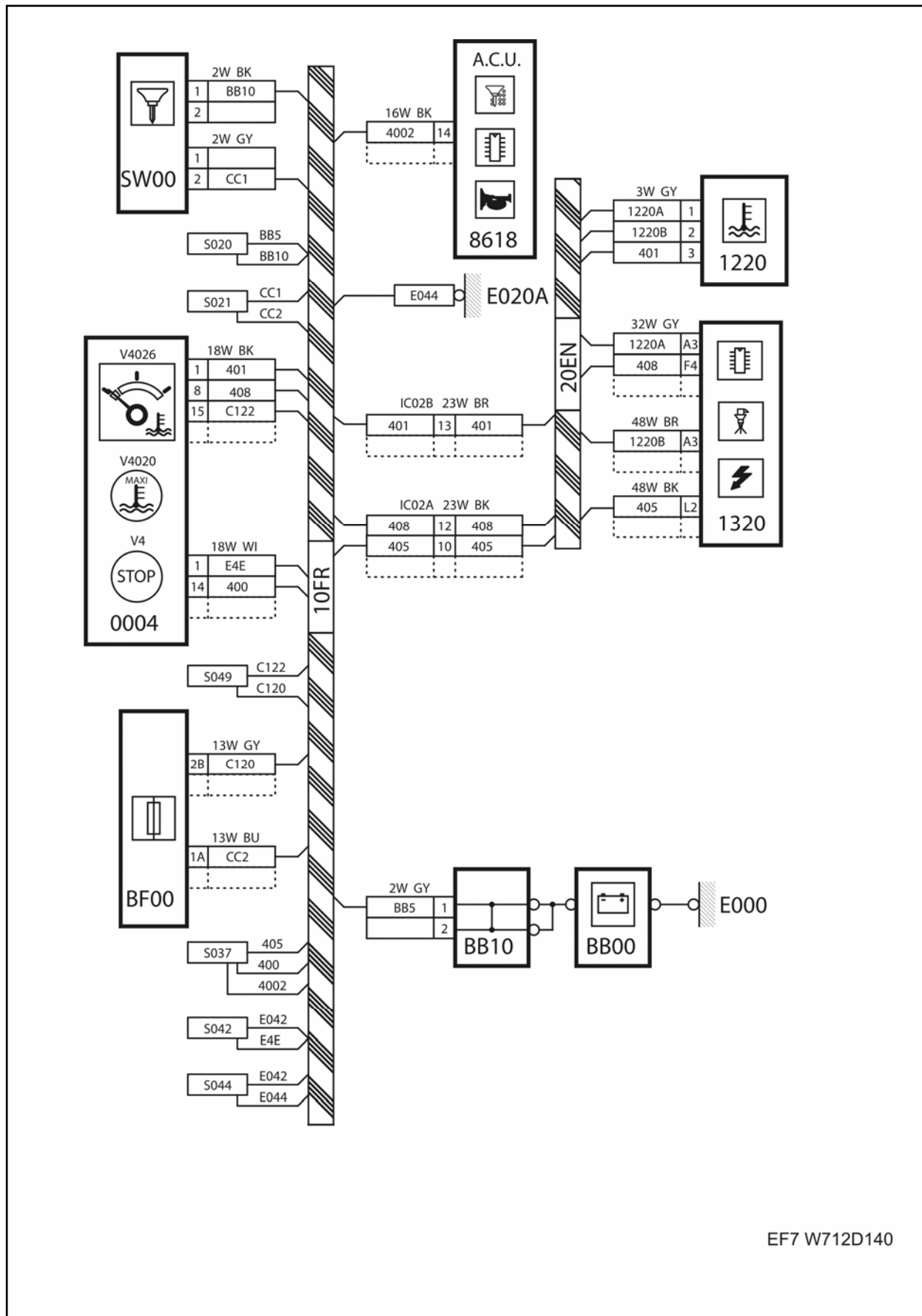
Coolant temperature



Component Number	Component Description	Connectors	Harness
0004	Instrument cluster V4020=Collant high temperature warning lamp V4 = Stop warning lamp 4026 = Coolant temperature gauge	0004C, 0004E, 0004F	Front
BB00	Battery	--	Front
BB10	Branch box	BB10B	Front
BF00	Fuse box (F12)	BF00J	Front
E000	Battery Earth point	Battery	Front
E020	Earth point	Bottom RH-A post	Front
Interconnector	Front to Engine harness	IC02A	FR-EN
SW00	Ignition switch	SW00A, SW00B	Front
1220	Engine coolant thermal sensor	1220	Engine
1320	ECU	-	Engine




EF7 W712D139



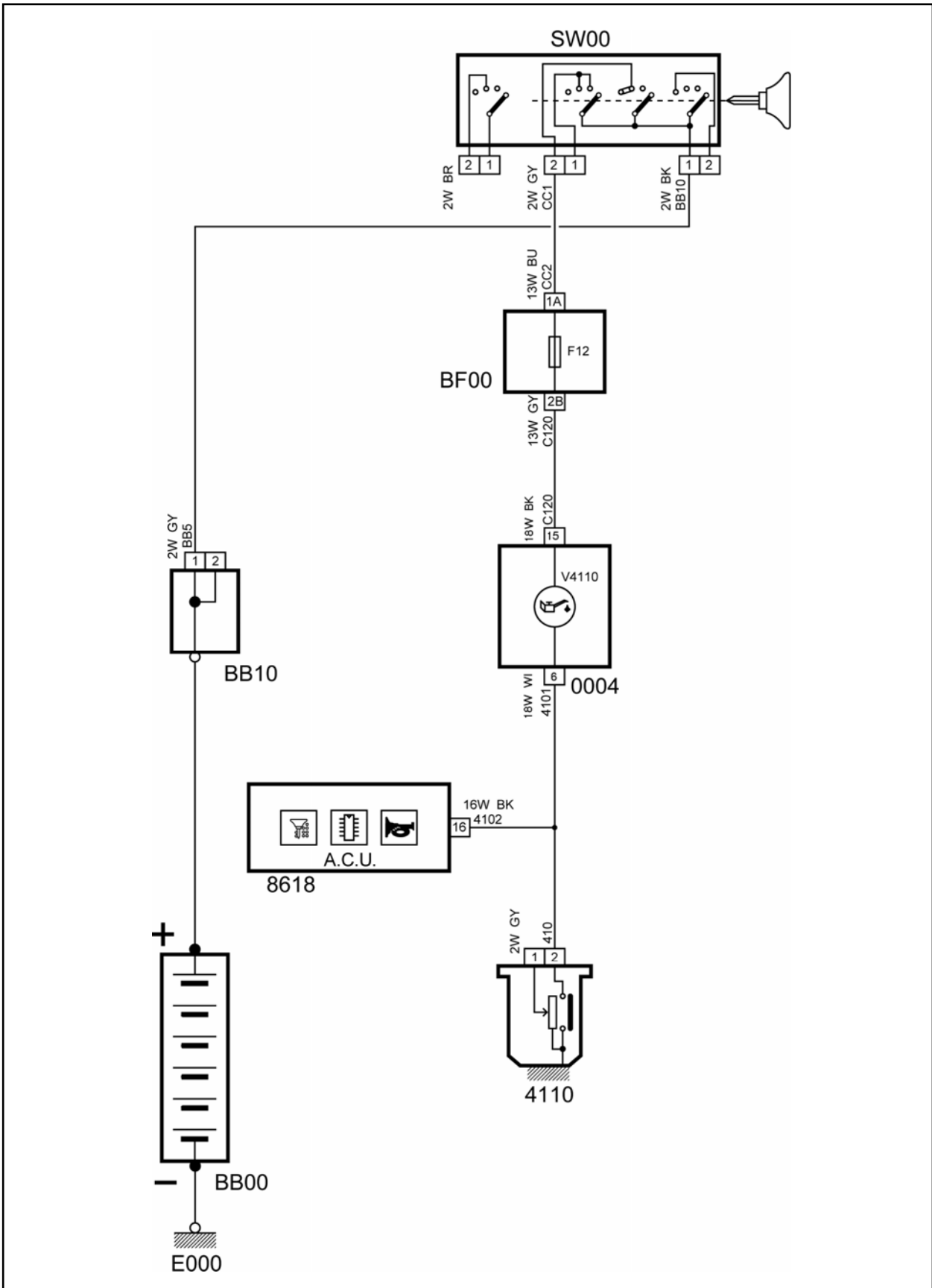
EF7 W712D140

Engine oil pressure

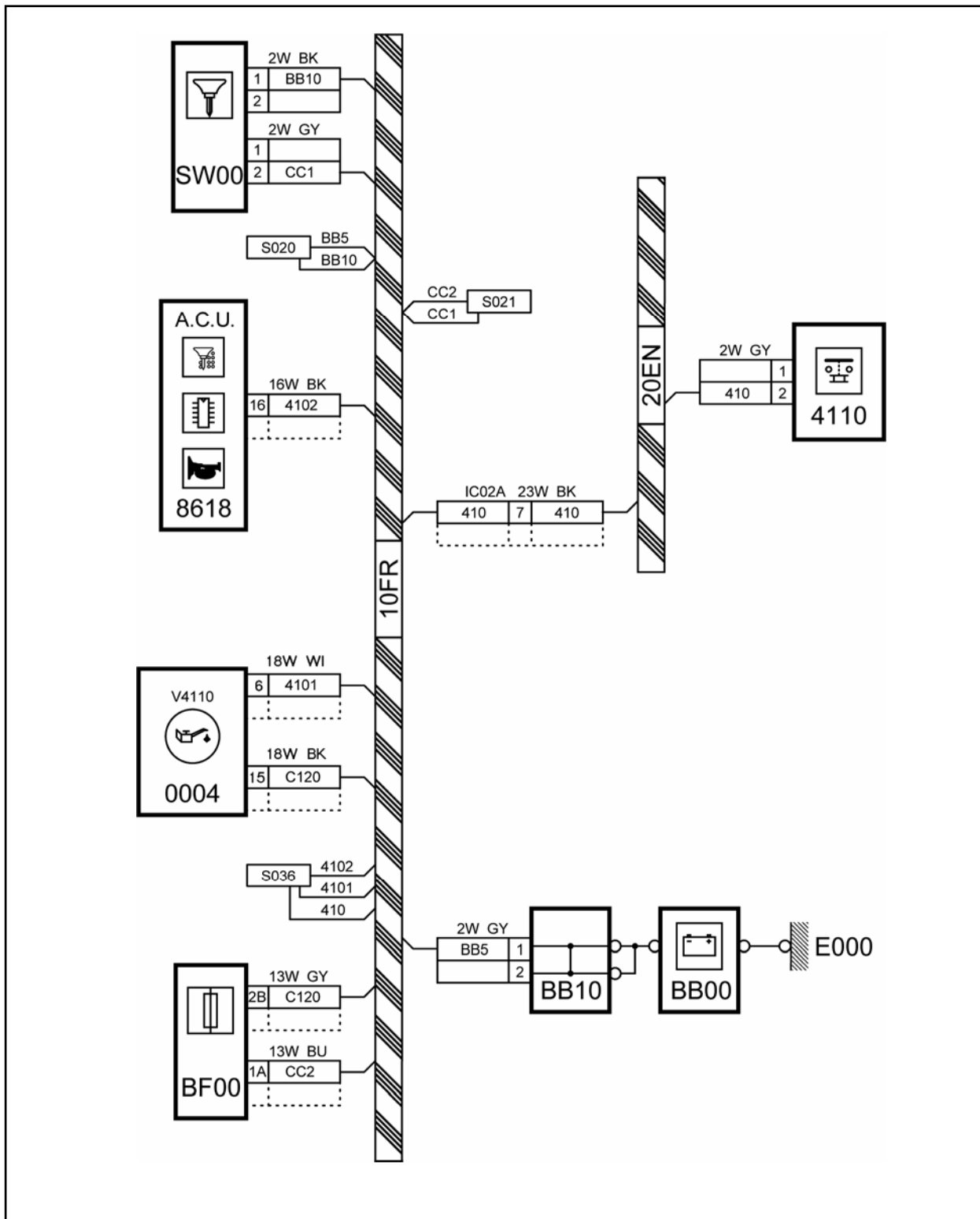


Component Number	Component Description	Connectors	Harness
0004	Main instrument unit 0004C,0004D Front V4110=Engine oil low pressure warning lamp		
4110	Oil pressure switch	4110	Engine
8618	A.C.U.	8618A	Front
BB00	Battery	--	Front
BB10	Branch box	BB10B	Front
BF00	Fuse box (F12)	BF00C, BF00J	Front
E000	Battery Earth point	Battery	Front
Interconnector	Front to Engine harness	IC02A	FR-EN
SW00	Ignition switch	SW00A, SW00B	Front


Schematic



Circuit

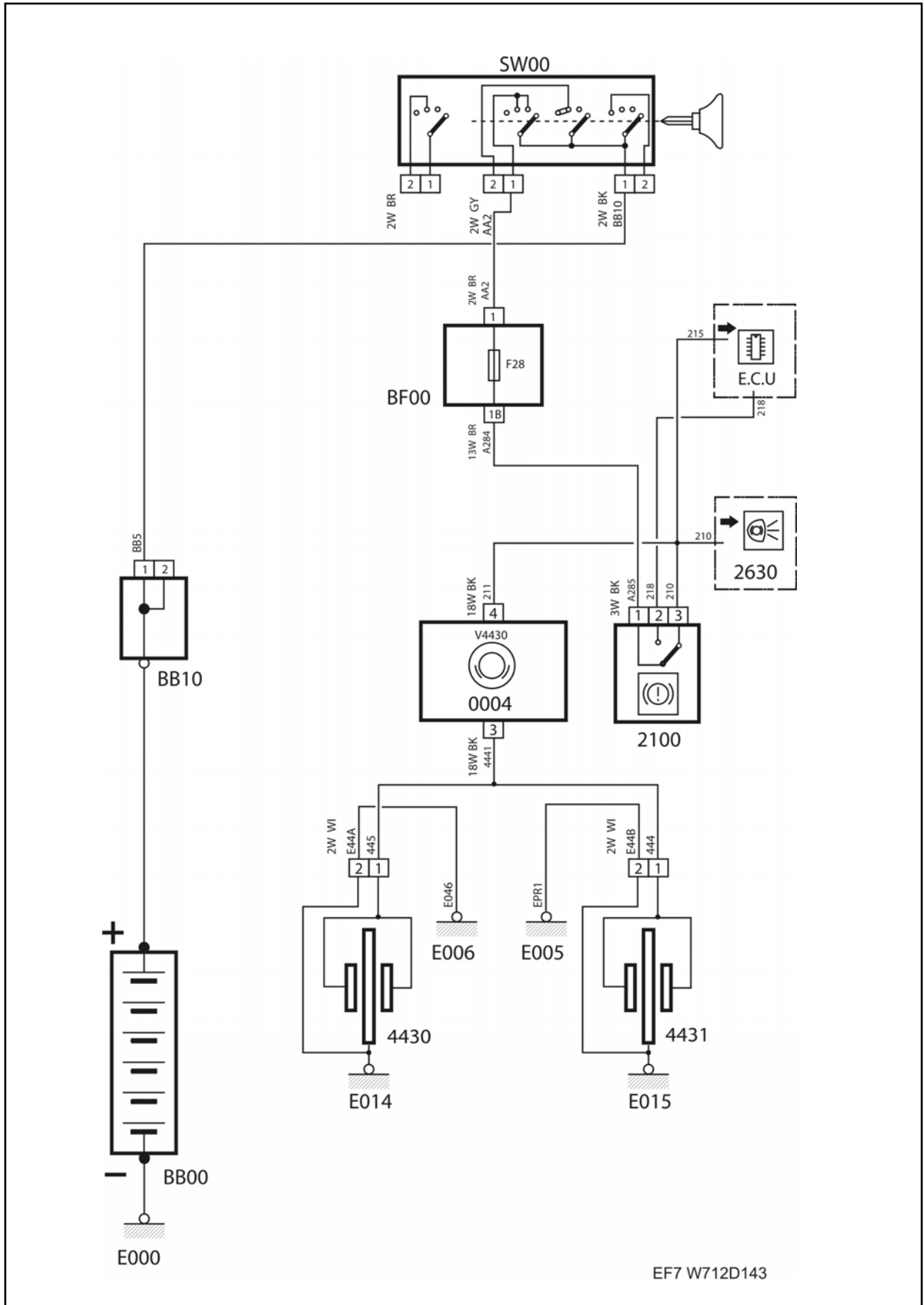


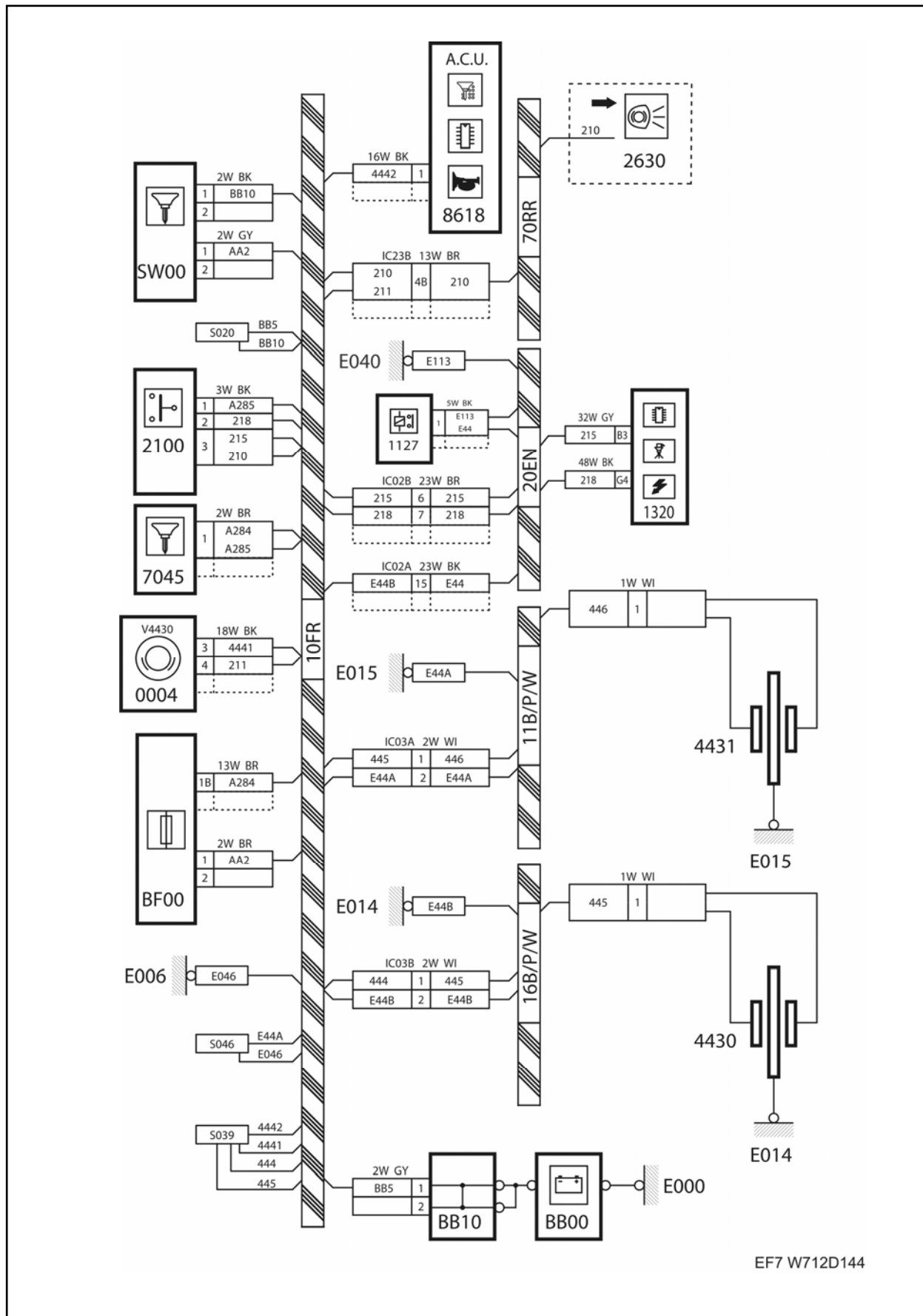
Brake pad wear warning lamp



W712D013


Component Number	Component Description	Connectors	Harness
0004	Instrument cluster V4430=Brake pad warning lamp	0004F	Front
2100	Stop lamp switch	2100	Front
4430	Brake pad wear	LH 4430	Brake pad wear
4431	Brake pad wear	RH 4431	Brake pad wear
8618	A.C.U.	8618A	Front
BB00	Battery		Front
BB10	Branch box	BB10B	Front
BF00	Fuse box (F28)	BF00B,BF00F	Front
E000	Battery Earth point	Battery	Front
E014	Earth point	Front brake (LH)	Brake pad wear
E015	Earth point	Front brake (RH)	Brake pad wear
E040	Earth point	Engine	Engine
Interconnector	Front to Engine harness	IC02A	FR-EN
Interconnector	Front to brake pad wear harness	IC03A	FR-PW
Interconnector	Front to brake pad wear harness	IC03B	FR-PW
Interconnector	Front to rear harness	IC23B	FR-RR
SW00	Ignition switch	SW00A,SW00B	Front





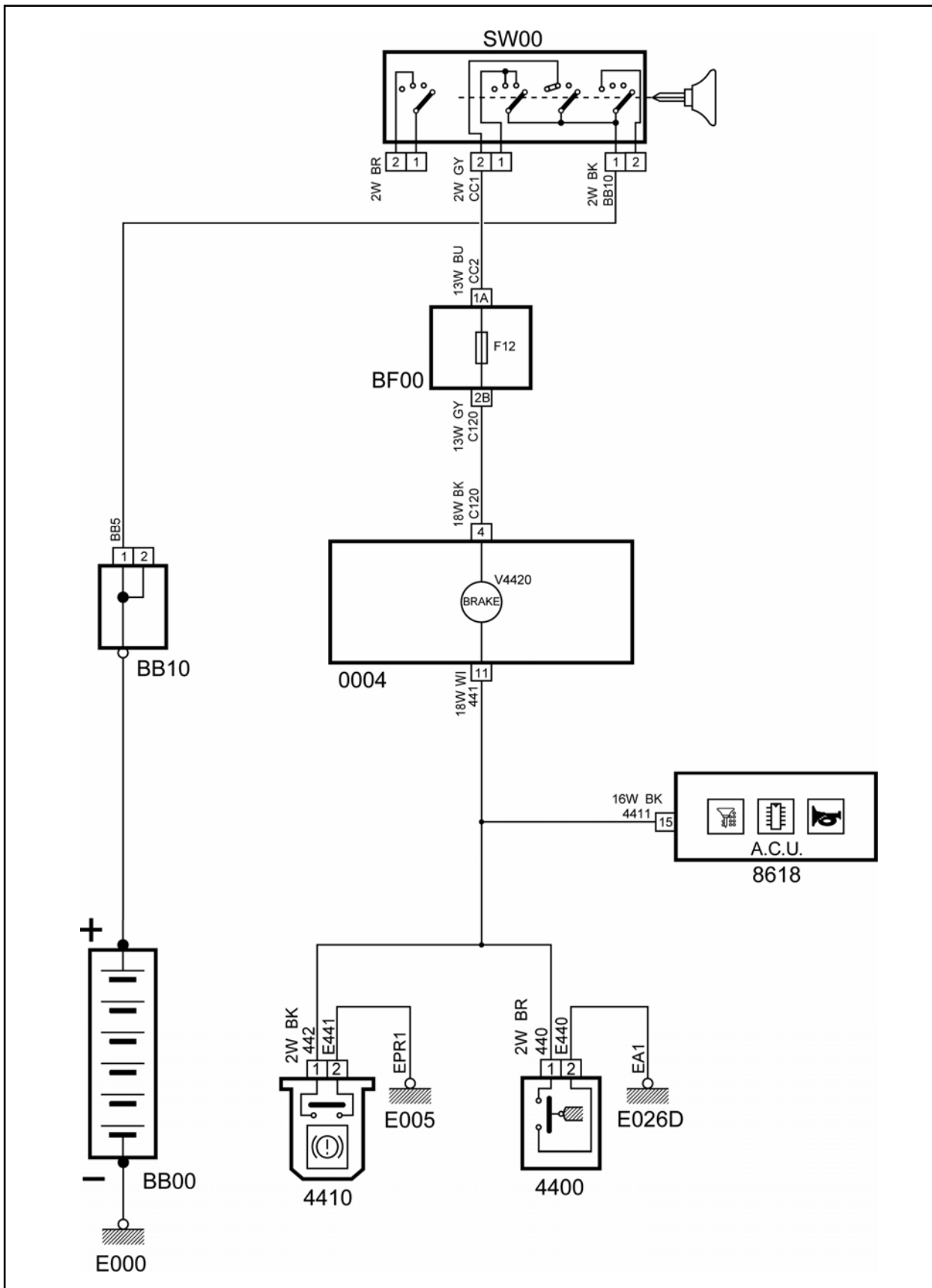
EF7 W712D144

Brake fluid level and Handbrake warning lamps

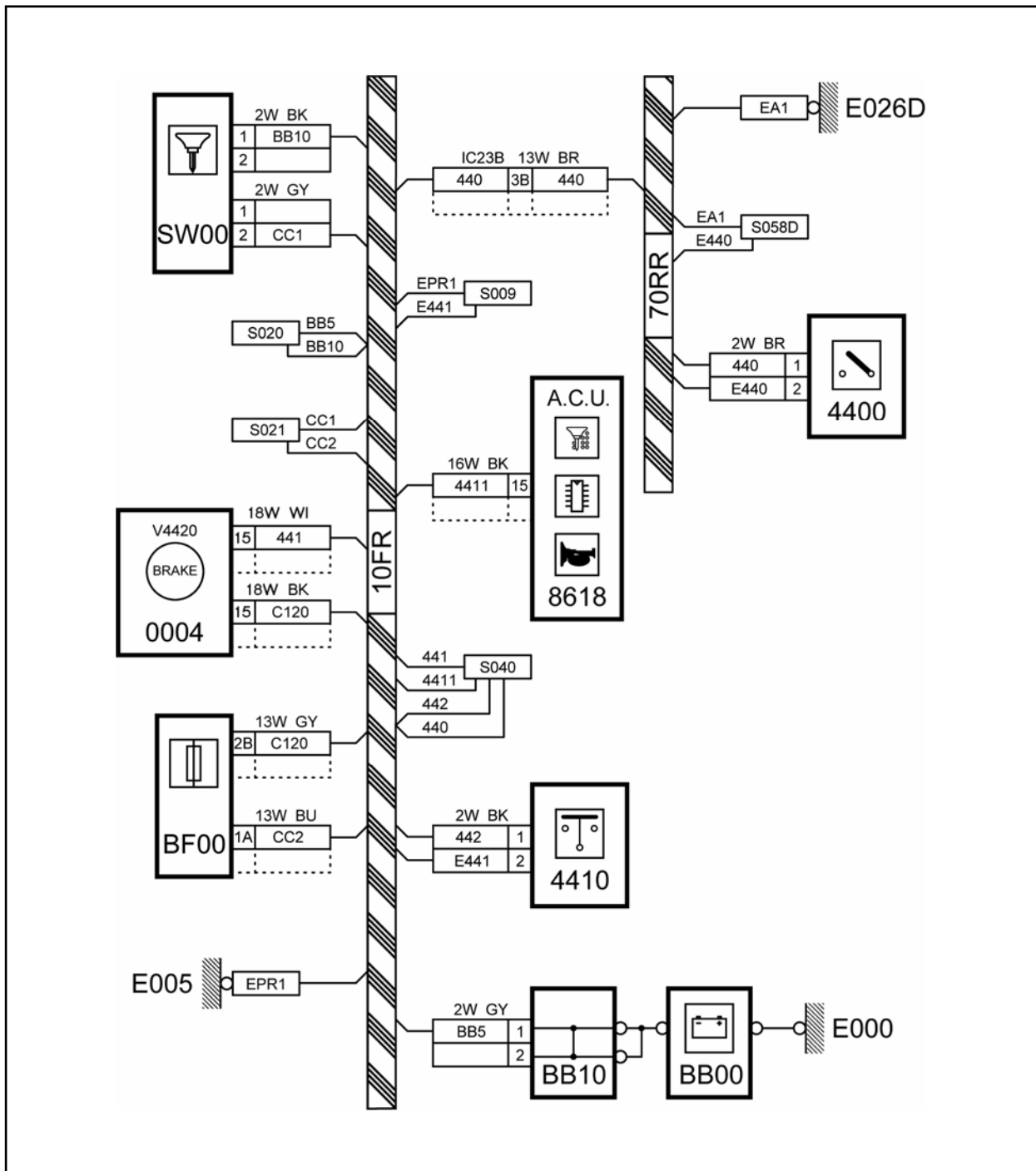


Component Number	Component Description	Connectors	Harness
0004	Instrument cluster V4420=Handbrake/Low level fluid brake warning lamp	0004C,0004F	Front
4400	Handbrake switch	4400	Rear
4410	Brake fluid level switch	4410	Front
8618	A.C.U.	8618A	Front
BB00	Battery	--	Front
BB10	Branch box	BB10B	Front
BF00	Fuse box (F12)	BF00C, BF00J	Front
E000	Battery Earth point	Battery	Front
E005	Earth point	LH side Plenum chamber	Front
E026D	Earth point	Rear panel inner-Boot	Rear
Interconnector	Front to rear harness	IC23B	FR-RR
SW00	Ignition switch	SW00A,SW00B	Front

Schematic




Circuit



Body Equipement

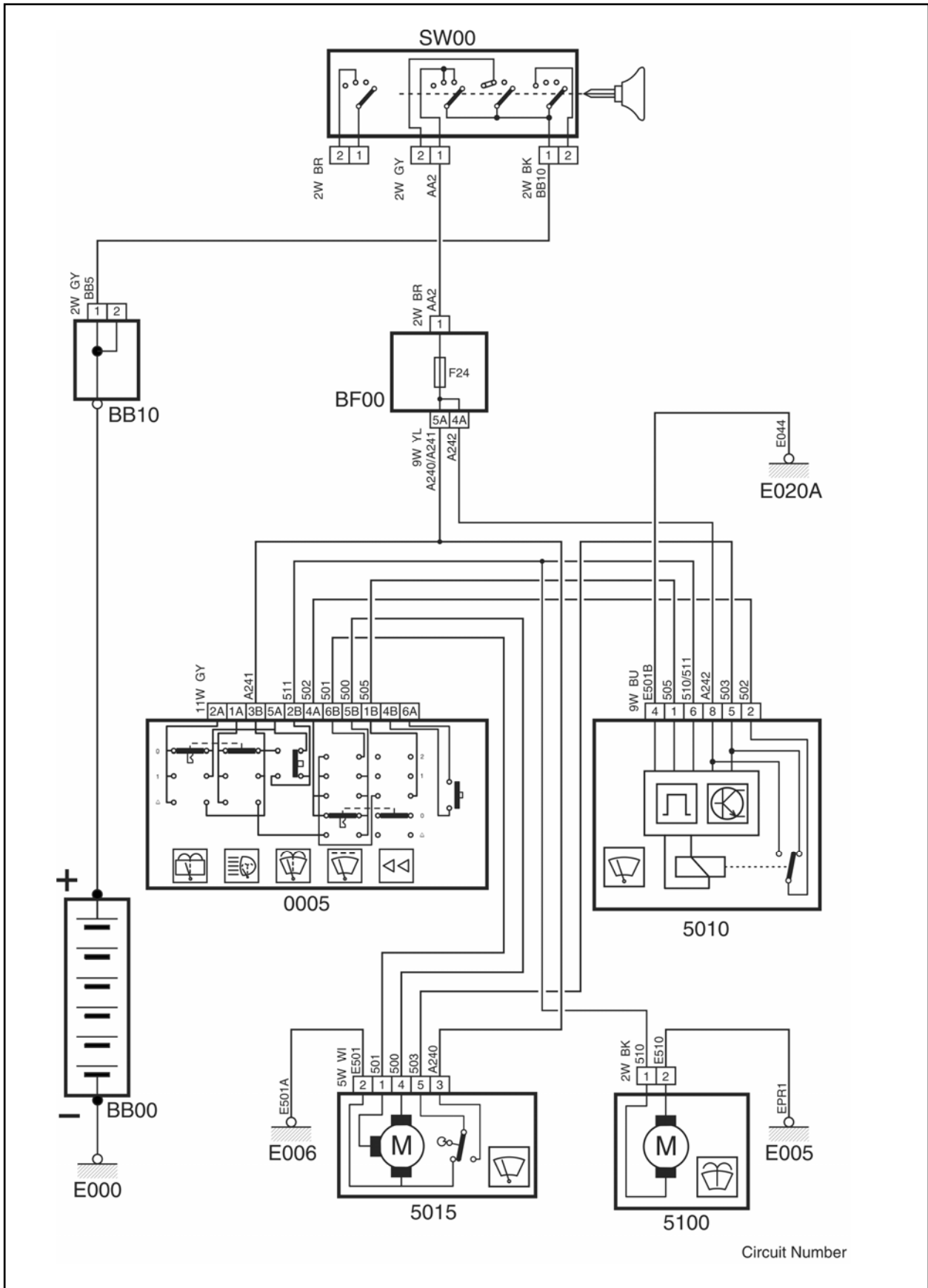
Front screen wiper and Screen wash



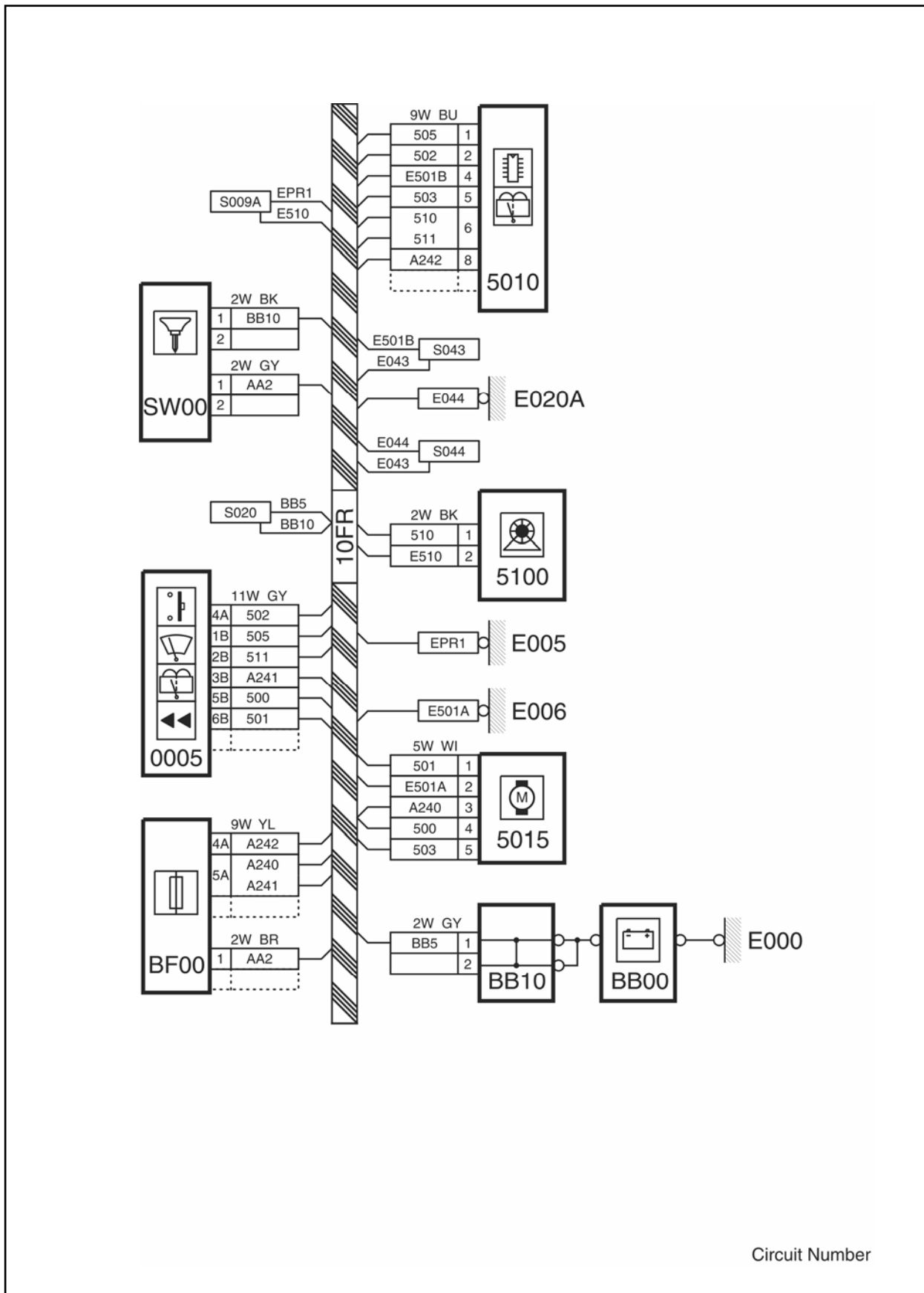
W712D012

Component Number	Component Description	Connectors	Harness
0005	Screen wiper switch	0005	Front
5010	Windscreen wiper control unit	5010	Front
5015	Windscreen wiper motor	5015	Front
5100	Windscreen wash pump	5100	Front
BB00	Battery	--	Front
BB10	Branch box	BB10B	Front
BF00	Fuse box (F24)	BF00F,BF00G	Front
E000	Battery Earth point	Battery	Front
E005	Earth point	LH side-Plenum	
E006	Earth point	Centre-Plenum	
E020A	Earth point	Bottom LH-A post	Front
SW00	Ignition switch	SW00A, SW00B	Front

Circuit

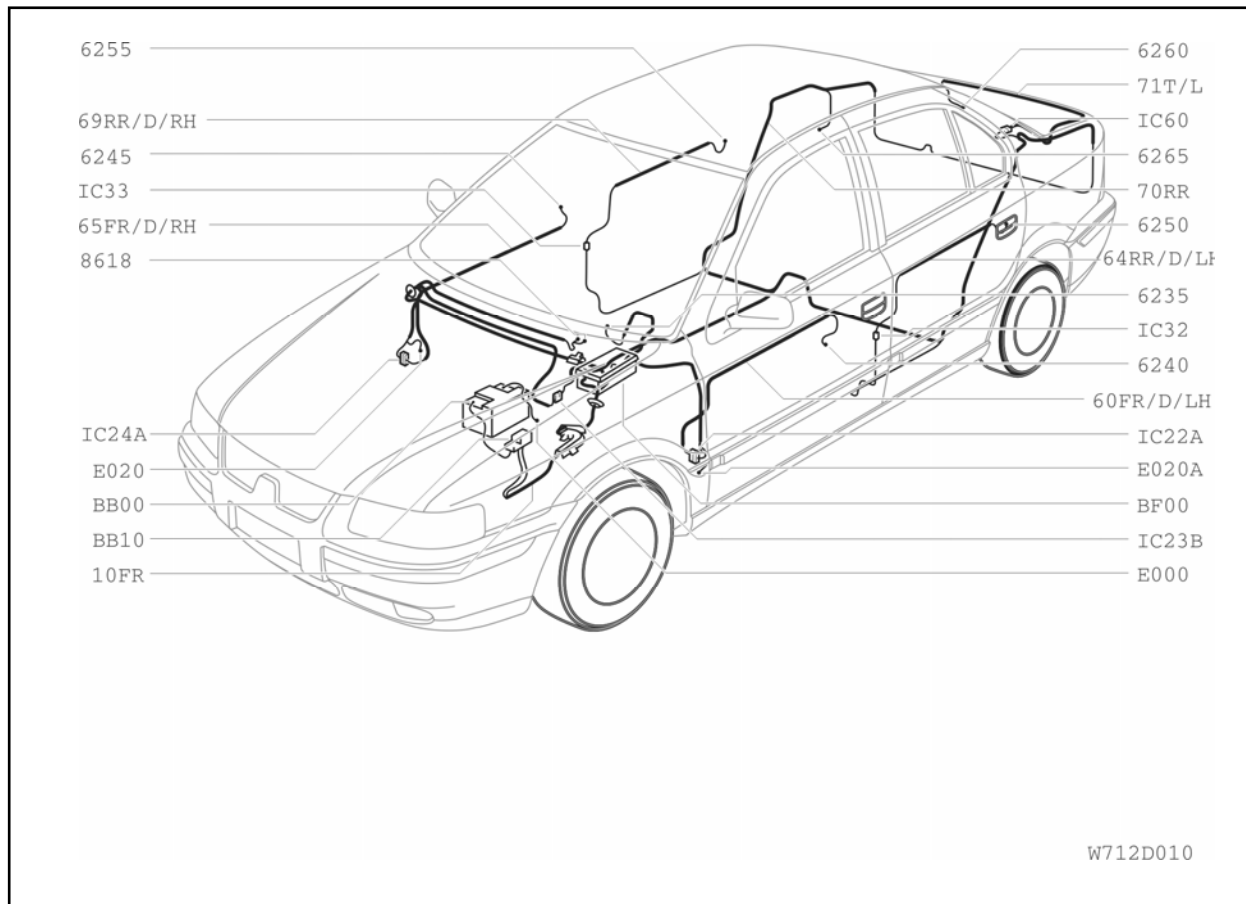


Circuit



Circuit Number

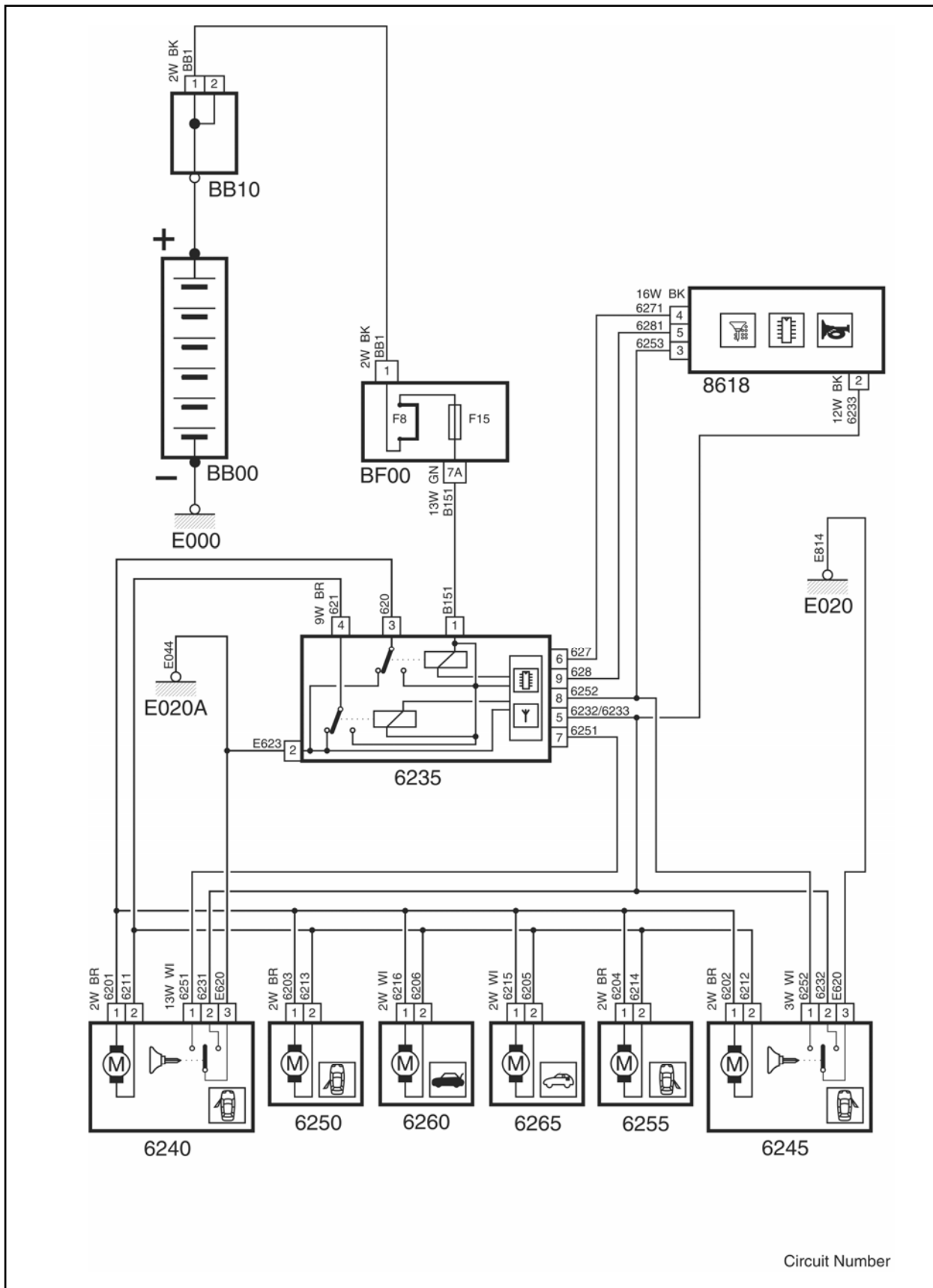
Central locking (With A.C.U.)



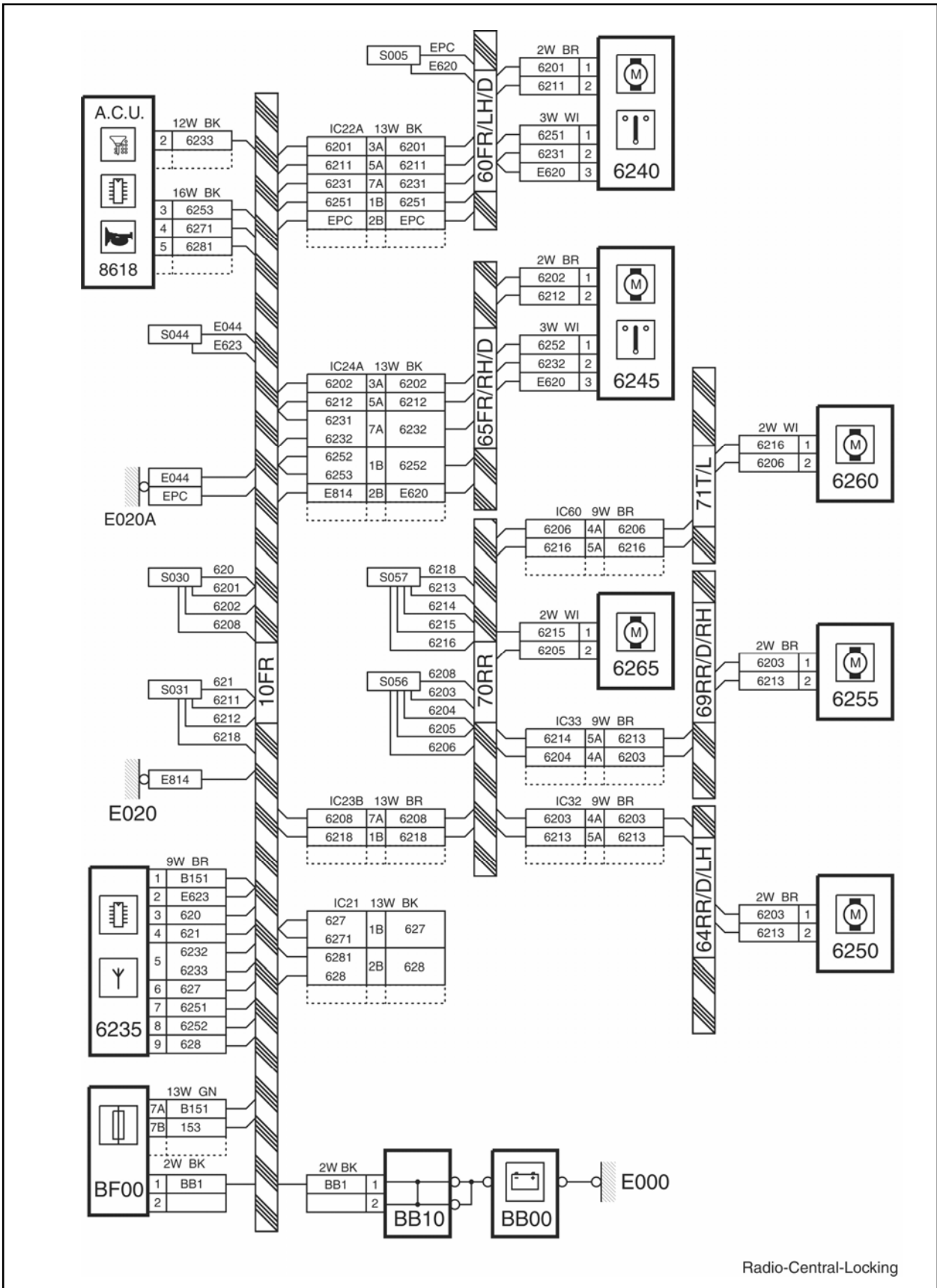
W712D010

Component Number	Component Description	Connectors	Harness
6235	Central locking control unit (Radio)	6235	Front
6240	Front door lock motor (LH)	6240	Front door LH
6240(6200)	Door lock switch (LH)	6200	Front door LH
6245	Front door lock motor (RH)	6245	Front door RH
6245(6205)	Door lock switch (RH)	6205	Front door RH
6250	Rear door lock motor (LH)	6250	Rear door LH
6255	Rear door lock motor (RH)	6255	Rear door RH
6260	Trunk lid lock motor	6260	Trunk lid
6265	Fuel filler flap lock motor	6265	Rear
8618	A.C.U.	8618A, 8618B	Front
BB00	Battery	--	Front
BB10	Branch box	BB10A	Front
BF00	Fuse box (F8,F15)	BF00E, BF00I	Front
E000	Battery Earth point	Battery	Front
E020	Earth point Bottom	RH-A post	Front
E020A	Earth point Bottom	LH-A post	Front
Interconnector	Front to Front LH door harness	IC22A	FR-FR/LH/D
Interconnector	Front to Rear harness	IC23B	FR-RR
Interconnector	Front to Front RH door harness	IC24A	FR-FR/RH/D
Interconnector	Rear to Rear door harness	IC32	RR-RR/D
Interconnector	Rear to Rear door harness	IC33	RR-RR/D
Interconnector	Rear to Trunk lid	IC60	RR-TL

Schematic




Circuit



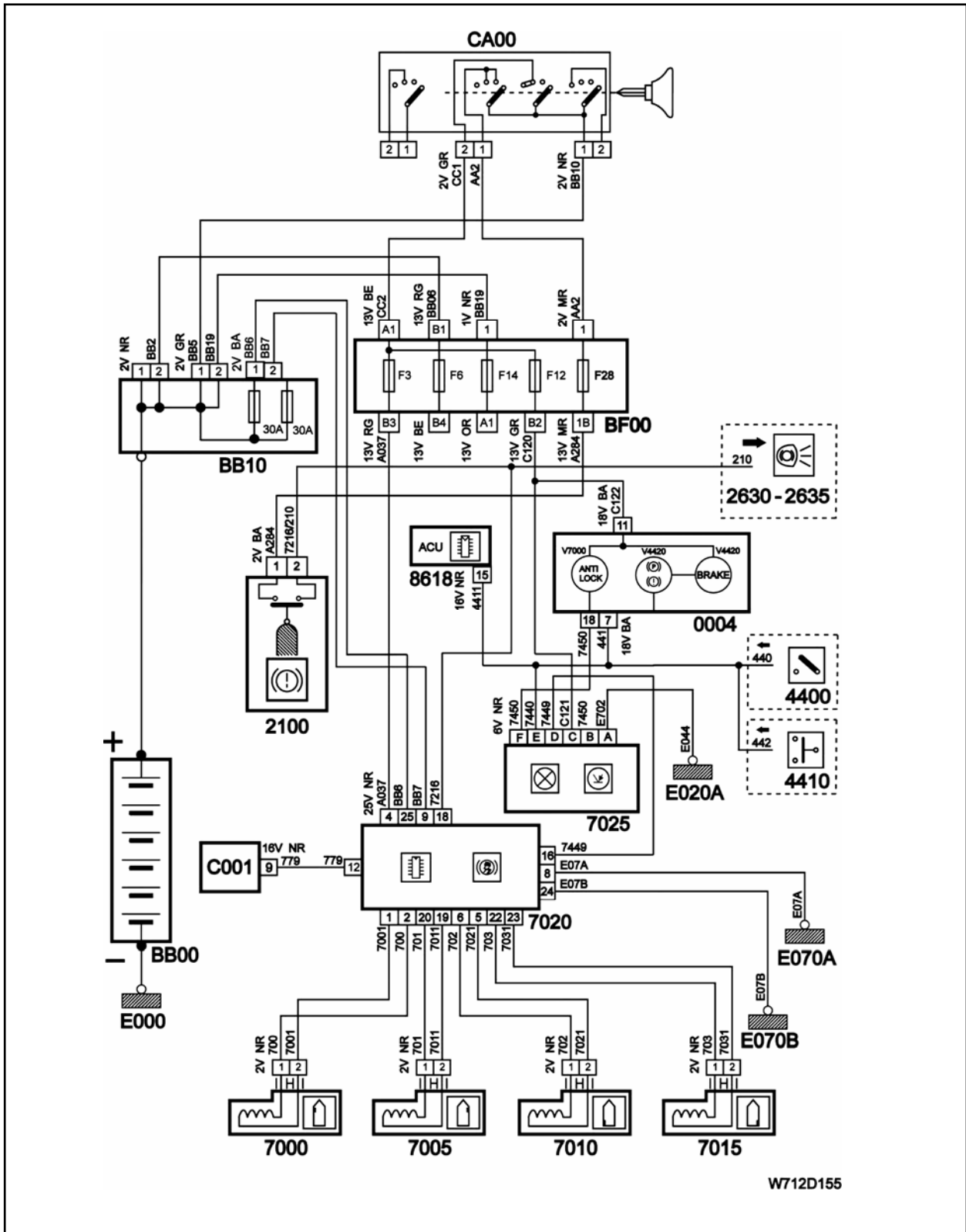


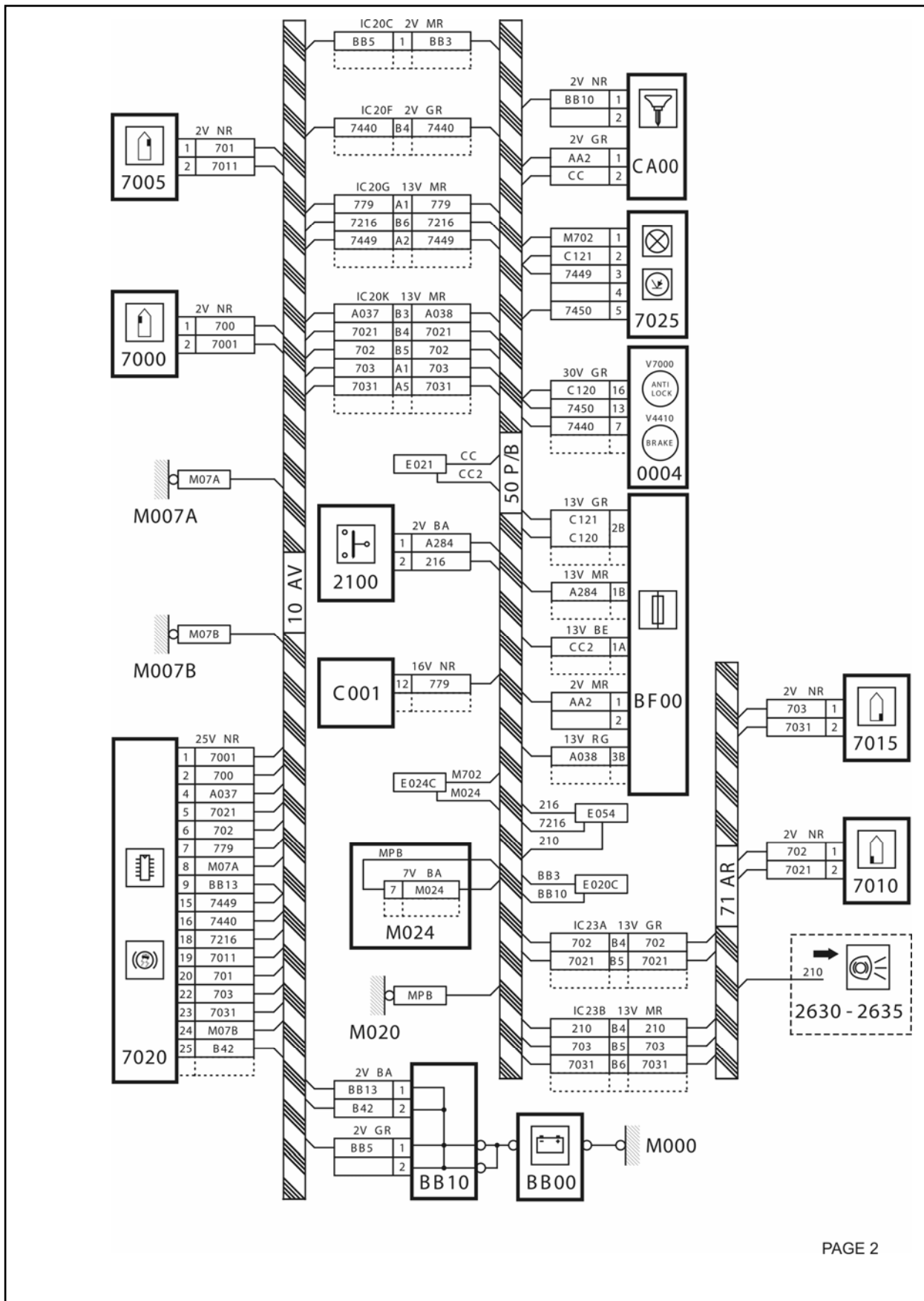
Anti lock brakes




Component Number	Component Description	Connectors	Harness
0004	Instrument cluster	0004C, 0004D, 0004F	Front
2100	Stop lamp switch	2100	Front
2630	Tail lamp (LH)	2630	Rear
2635	Tail lamp (RH)	2635	Rear
4400	Handbrake switch	4400	Rear
4410	Brake fluid level switch	4410	Front
7000	Front – lock brake sensor (LH)	7000	Front
7005	Front anti – lock brake sensor (RH)	7005	Front
7010	Rear anti-lock brake sensor (LH)	7010	Rear
7015	Rear anti-lock brake sensor (RH)	7015	Rear
7025	Warning module	7025	Front
7020	Anti-lock brake control unit	7220	Front
BB00	Battery	-	Front
BB10	Branch of box	BB10A, BB10B	Front
C001	Diagnostic connector	C001	Front
E000	Battery earth point	Battery	Front
E070A	Earth point	Inner fender (RH)	Front
E070B	Earth point	Inner fender (RH)	Front
Inter connector	Front to rear harness	IC23B, IC23C	Front
SW00	Ignition switch	SU00A, SU00B	Front

Current samand





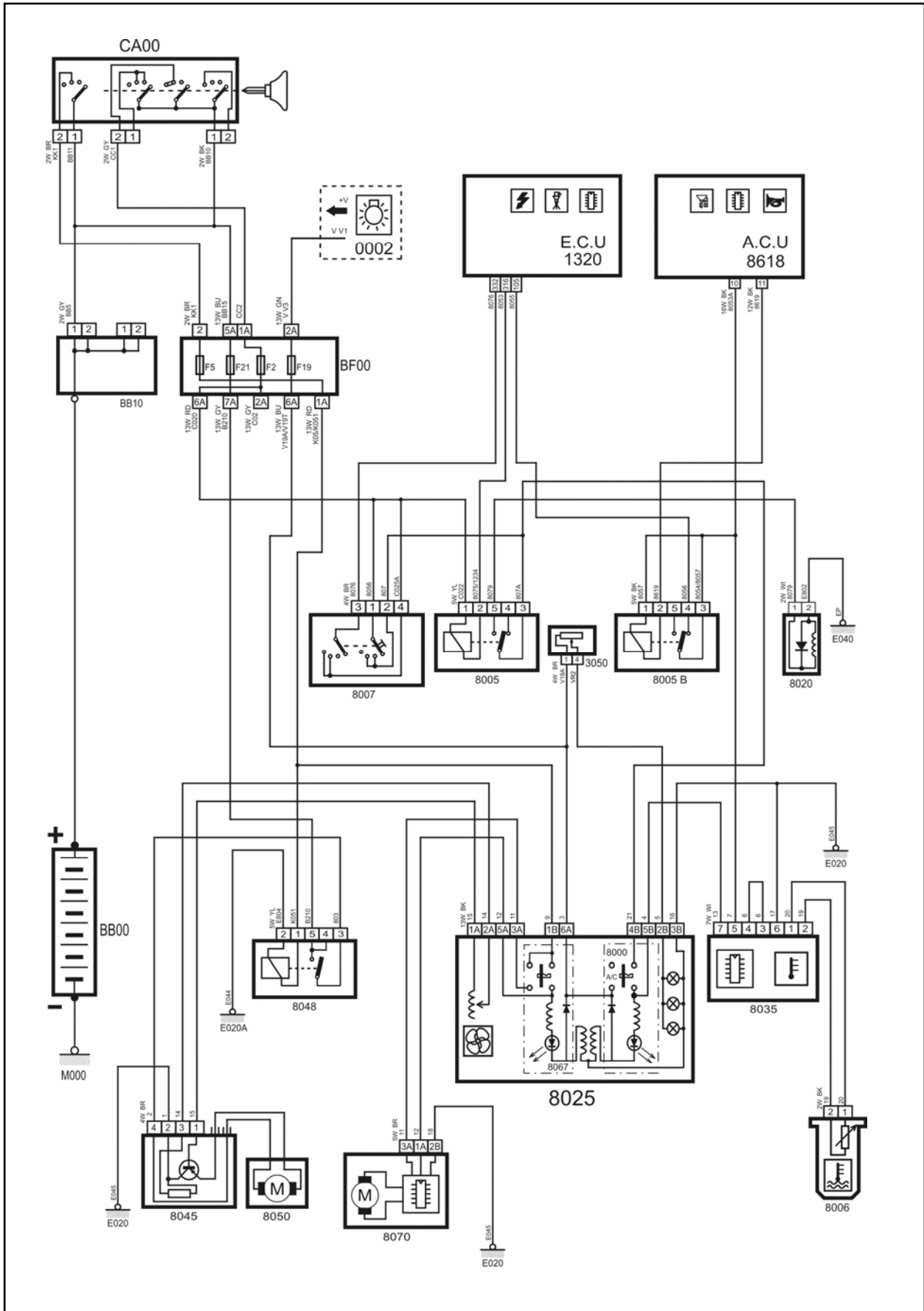
Heating and Ventilation (Air conditioning)

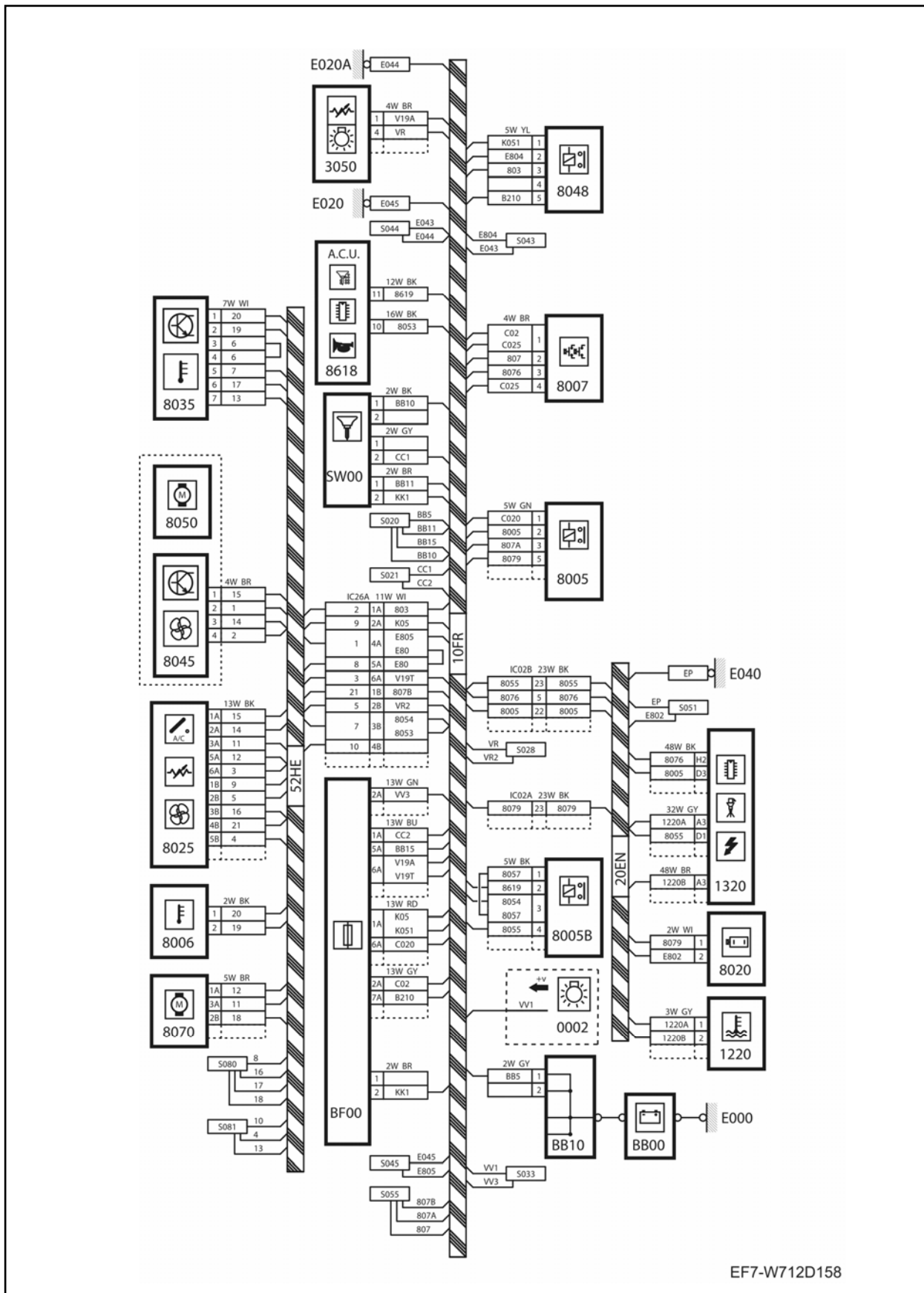


W712D031

Component Number	Component Description	Connectors	Harness
1320	Ignition injection control unit	1320	Engine
3050	Lighting rheostat	3050	Front
8005	Air conditioning compressor relay	8005	Front
8006	Evaporator thermistor	8006	Heater
8007	Pressostat	8007	Front
8008	Air conditioning engine coolant temperature thermistor	--	Engine
8010	Electrtronic box temperature unit	8010	Front
8020	Air conditioning compressor 8020	Engine	
8025	Heater panel	8025	Heater
8035	Passenger compartment temperature electronic thermistor 8035	--	
8045	Blower control module 8045	Heater	
8048	Blower relay 8045	Heater	
8050	Heater blower motor 8050	Front	
8070	Air inlet flap reduction motor 8070	Heater	
8618	A.C.U. 8618A,8168B	Front	
8005B	Cooler relay	8005B	Front
BB00	Battery	--	Front
BB10	Branch box	BB10A, BB10B	Front
BF00	Fuse box (F2,F5,F19,F21,F25)	BF00C, BF00E, BF00F, BF00G, BF00H, BF00I, BF00J	Front

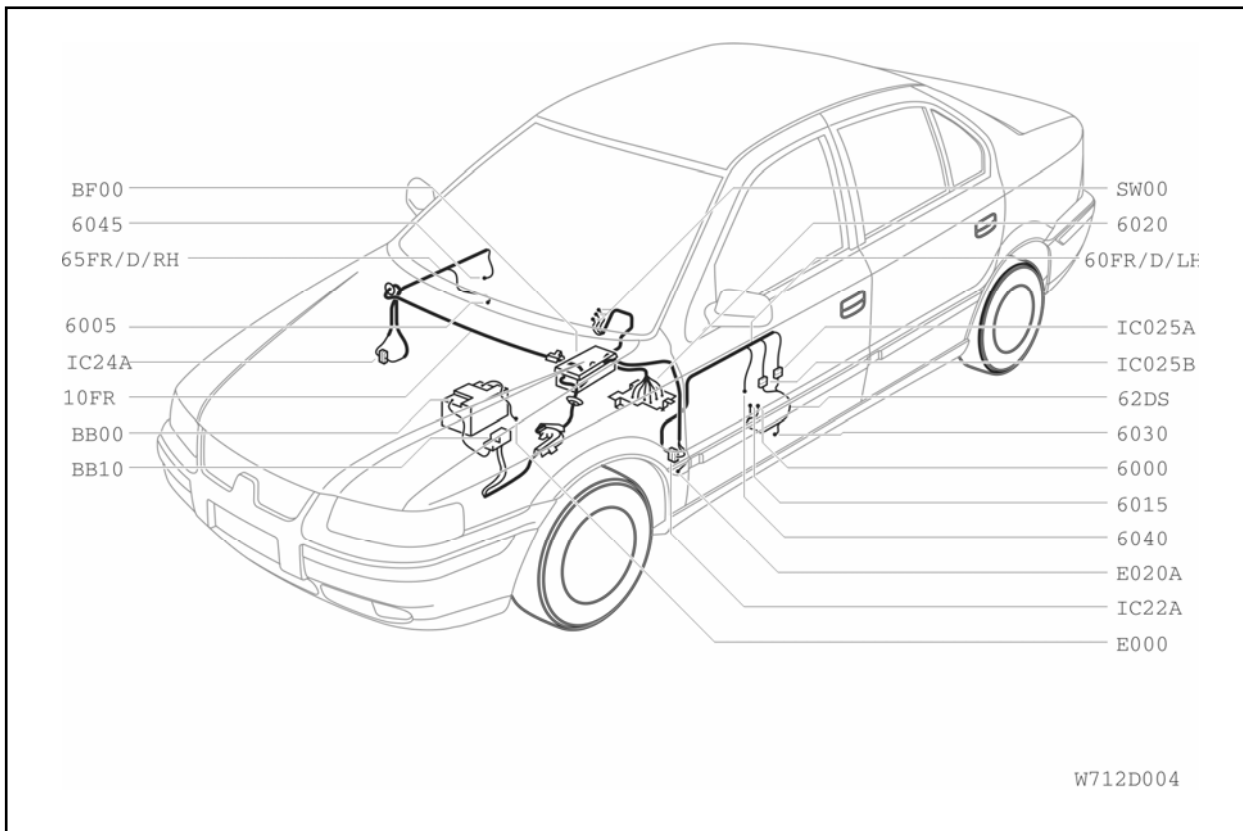
Component Number	Component Description	Connectors	Harness
E000	Battery Earth point	Battery	Front
E005	Earth point	LH side Plenum chamber	Front
E020	Earth point	Bottom RH-A post	Front
E040	Earth point	Engine	Engine
Interconnector	Front to Engine harness	IC02A,IC02B	FR-EN
Interconnector	Front to Heater harness	IC26A	FR-HEATER
SW00	Ignition switch	SW00A,SW00B,SW00C	Front





EF7-W712D158

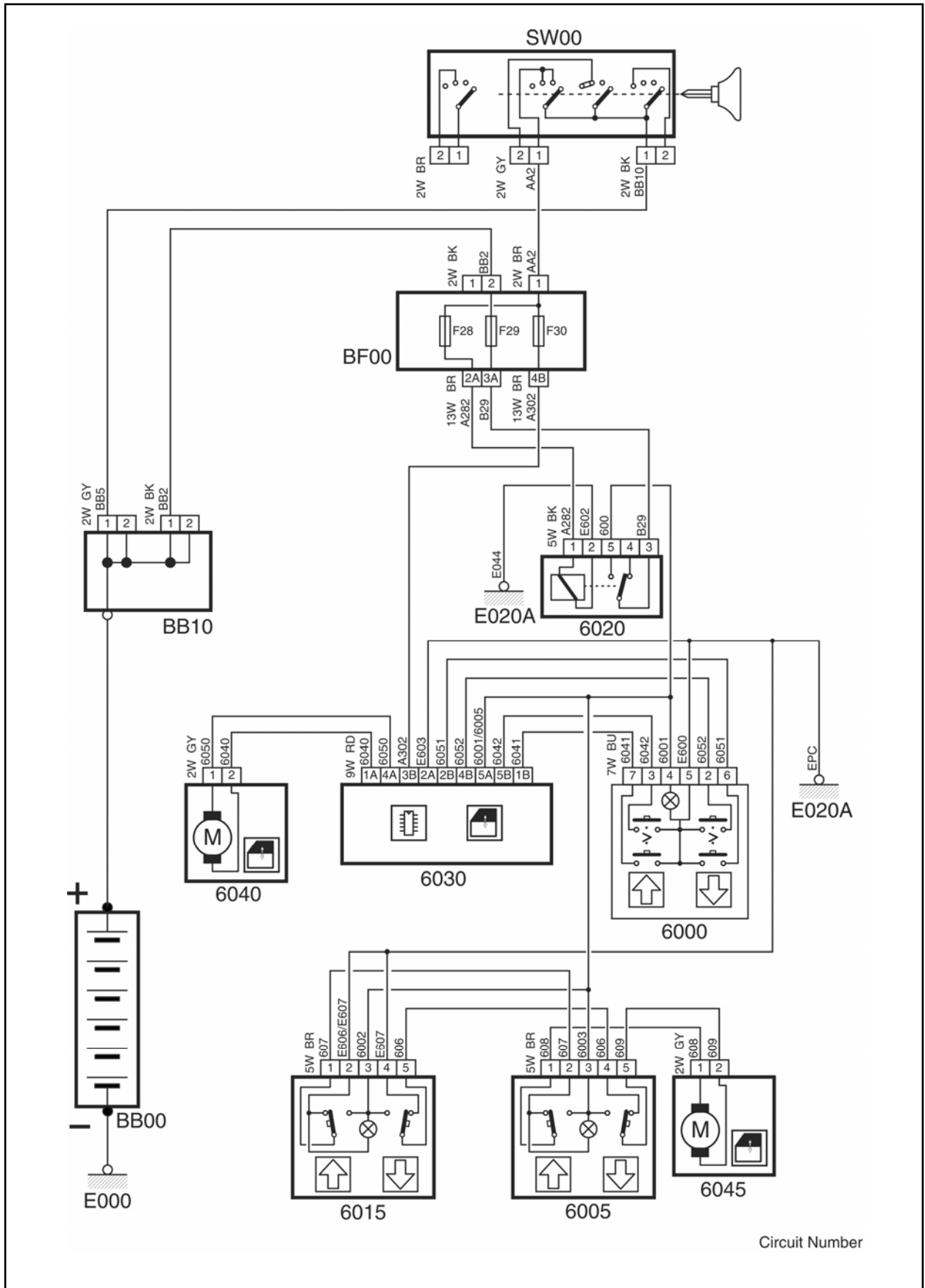
One touch window lift



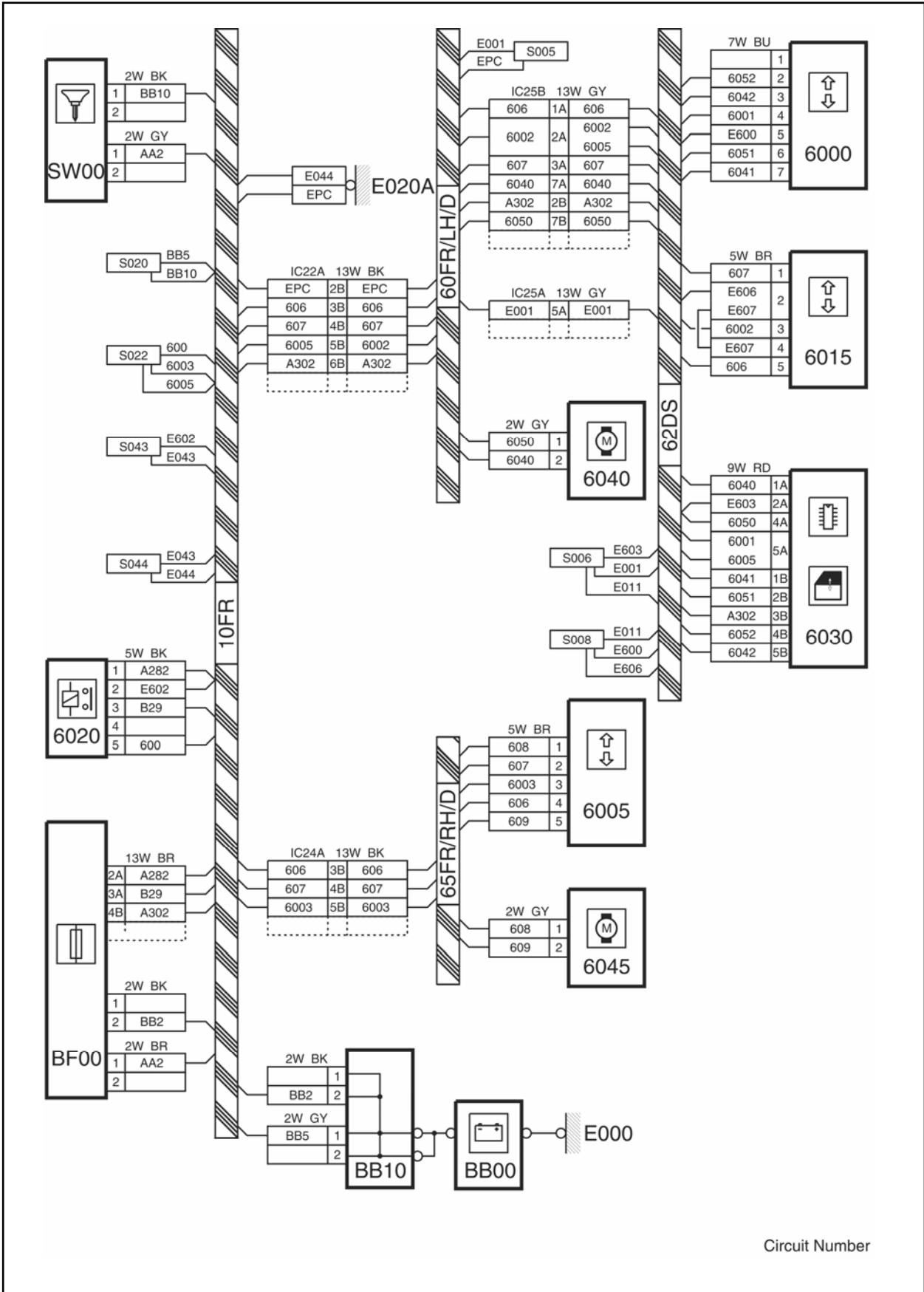
W712D004

Component Number	Component Description	Connectors	Harness
6000	Left hand door switch for LH window (Auto)	6000	Front Door switch LH
6005	Right hand door switch for RH window	6005	Front Door RH
6015	Left hand door switch for RH window	6015	Front Door switch LH
6020	Front window lift relay	6020	Front
6030	One touch electric window control unit	6030	Front Door switch LH
6040	Window lift motor - Front LH	6040	Front Door LH
6045	Window lift motor - Front RH	6045	Front Door RH
BB00	Battery	--	Front
BB10	Branch box	BB10A, BB10B	Front
BF00	Fuse box (F28,F29,F30)	BF00B, BF00E, BF00F	Front
E000	Battery Earth point	Battery	Front
E020A	Earth point	Bottom LH-A post	Front
Interconnector	Front to Front door harness LH	IC22A	FR-FR/LH/D
Interconnector	Front to Front door harness RH	IC24A	FR-FR/RH/D
Interconnector	Front LH door-Door switch harness	IC25A	FR/LH/D-D/S
Interconnector	Front LH door-Door switch harness	IC25B	FR/LH/D-D/S
SW00	Ignition switch	SW00A, SW00B	Front

Schematic

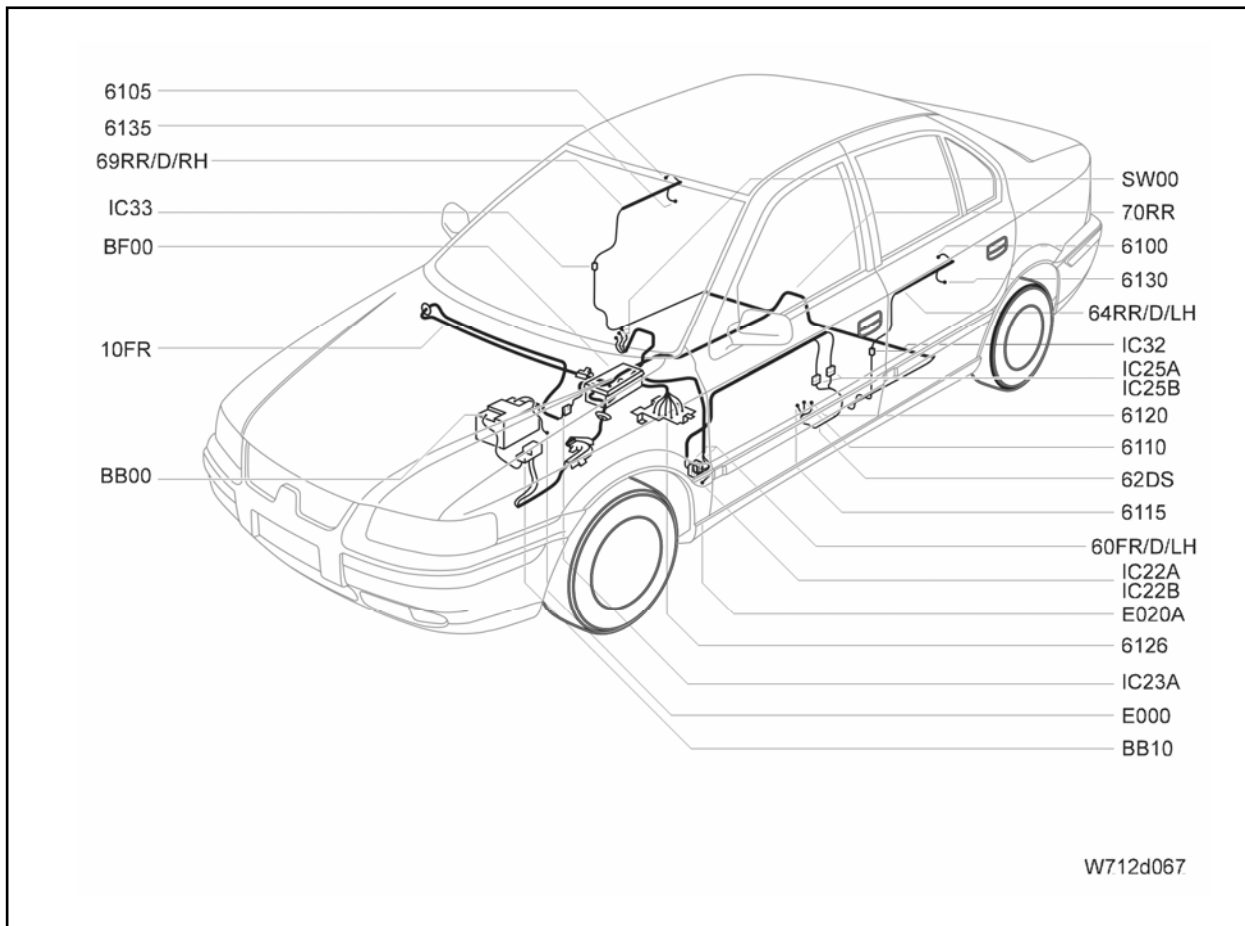


Circuit



Circuit Number

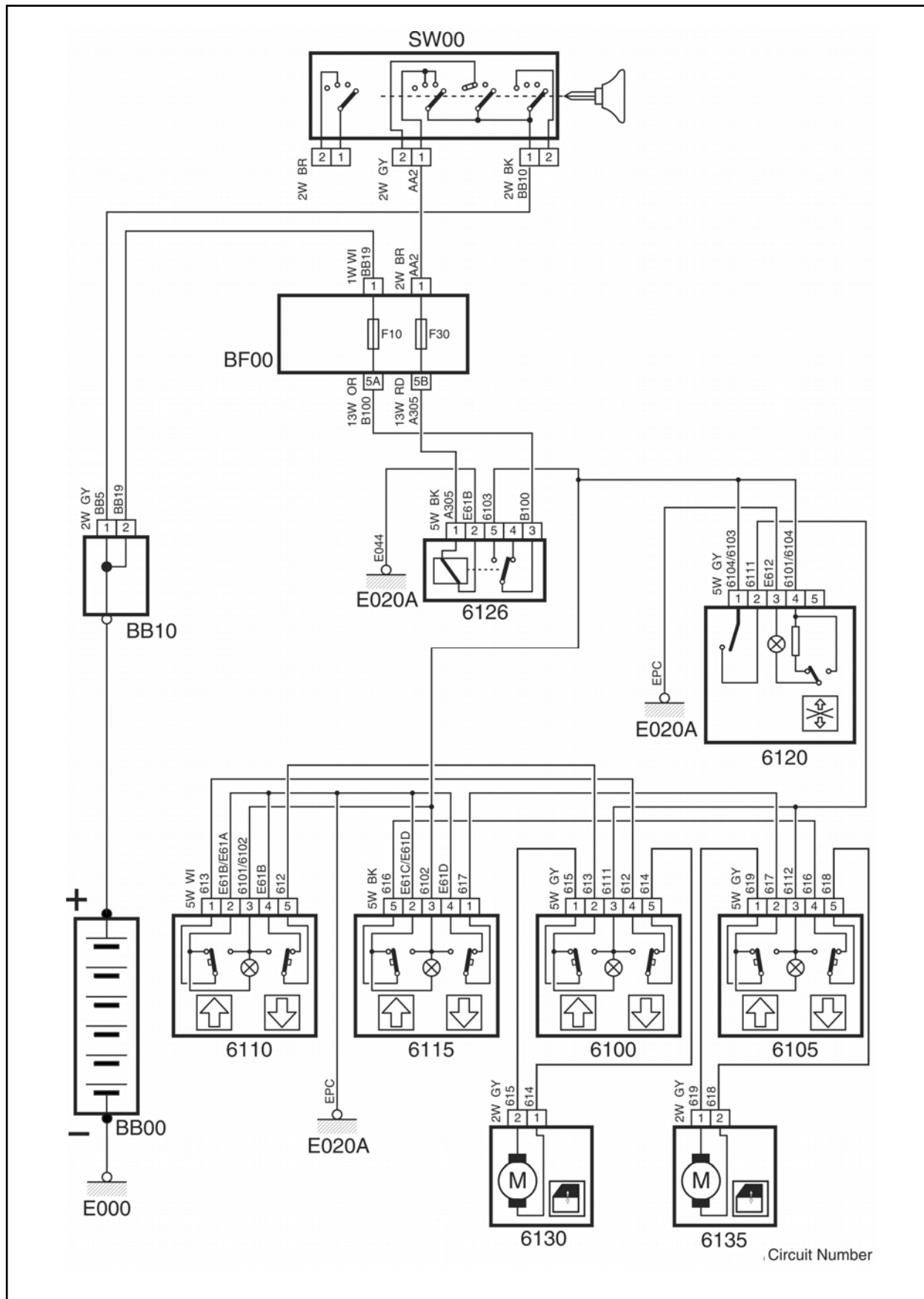
Rear electric windows



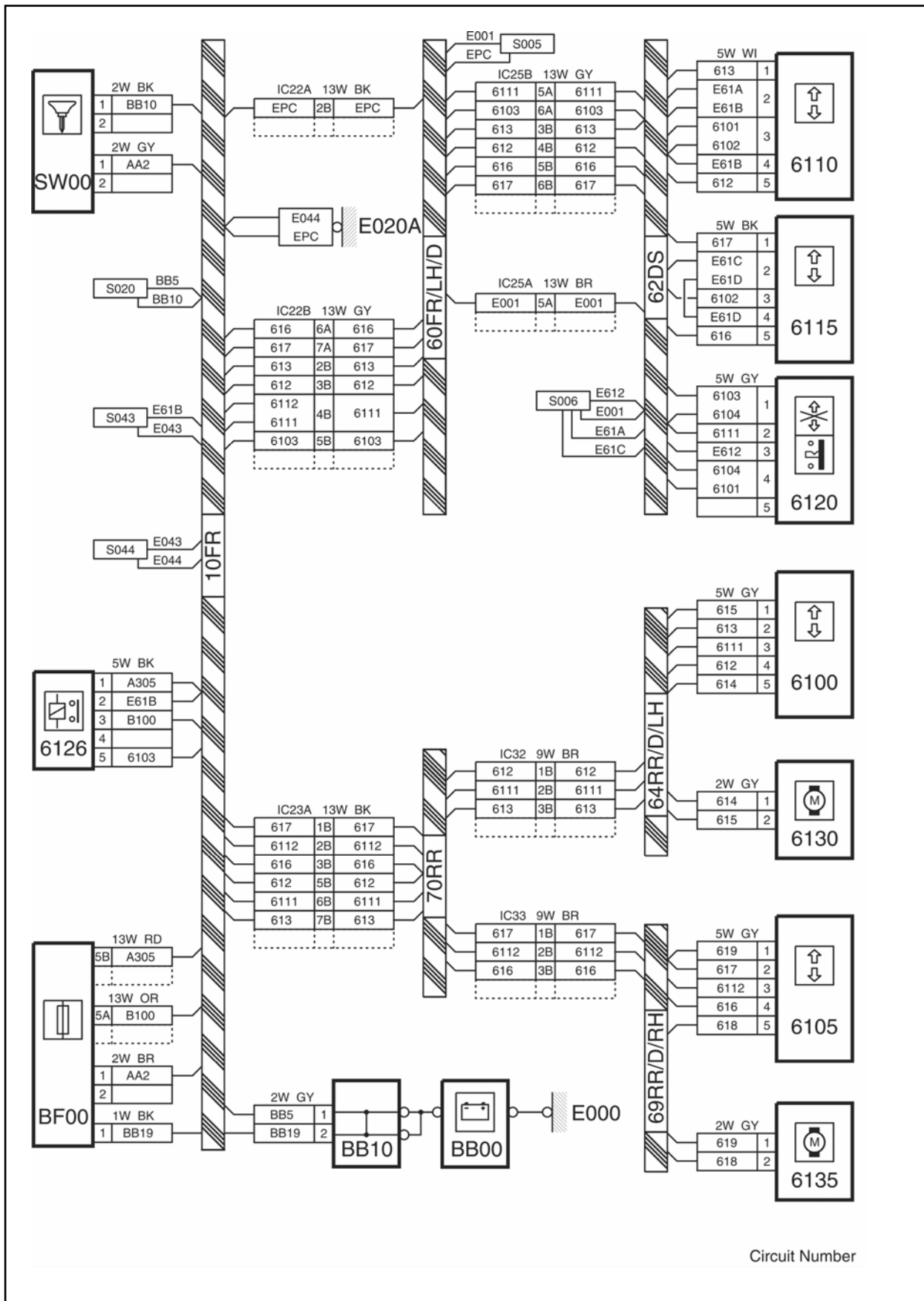
W712d067

Component Number	Component Description	Connectors	Harness
6100	Rear door switch for LH rear window	6100	Rear door (LH)
6105	Rear door switch for RH rear window	6105	Rear door (RH)
6110	front door switch for LH rear window	6110	Door switch
6115	front door switch for RH rear window	6115	Door switch
6120	Isolator switch	6120	Door switch
6126	Rear window lift relay on	6126	Front
6130	Window lift motor-rear LH	6130	Rear door (LH)
6135	Window lift motor-rear RH	6135	Rear door (RH)
BB00	Battery	--	Front
BB10	Branch box	BB10B	Front
BF00	Fuse box (F10,F30)	BF00A, BF00D, BF00F, BF00H	Front
E000	Battery Earth point	--	Front
E020A	Earth point	Bottom LH - A Post	Front
Interconnector	Front to front door harness (LH)	IC22A	FR-FR/LH/D
Interconnector	Front to front door harness (RH)	IC22B	FR-FR/LH/D
Interconnector	Front to rear	IC23A	FR-FR
Interconnector	Front LH door - Door switch harness	IC25A	FR/LH/D-D/S
Interconnector	Front LH door - Door switch harness	IC25B	FR/LH/D-D/S
Interconnector	Rear to rear door harness (LH)	IC32	RR-RR/D/LH
Interconnector	Rear to rear door harness (RH)	IC33	RR-RR/D/RH
SW00	Ignition switch	SW00A, SW00B	Front

Schematic

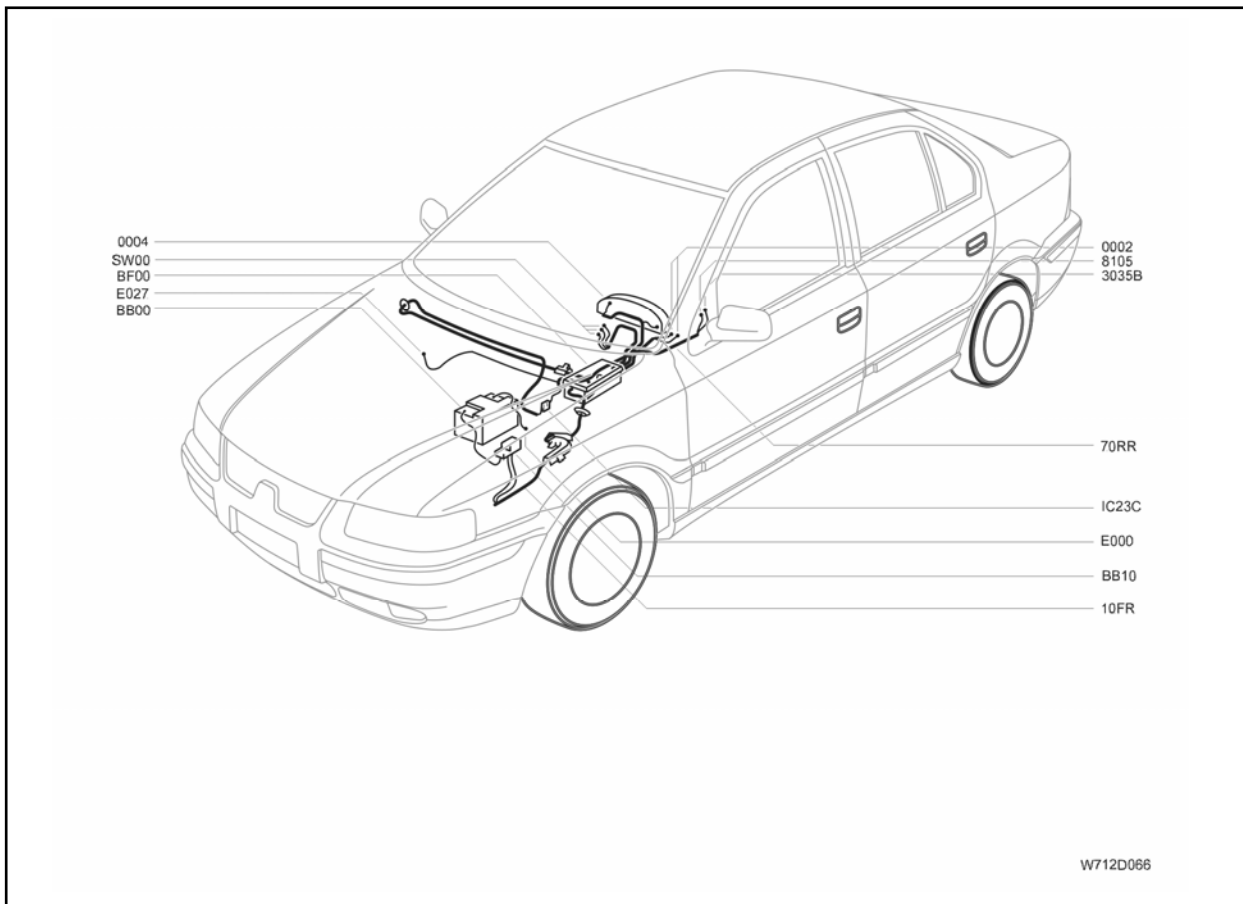


Circuit



Circuit Number

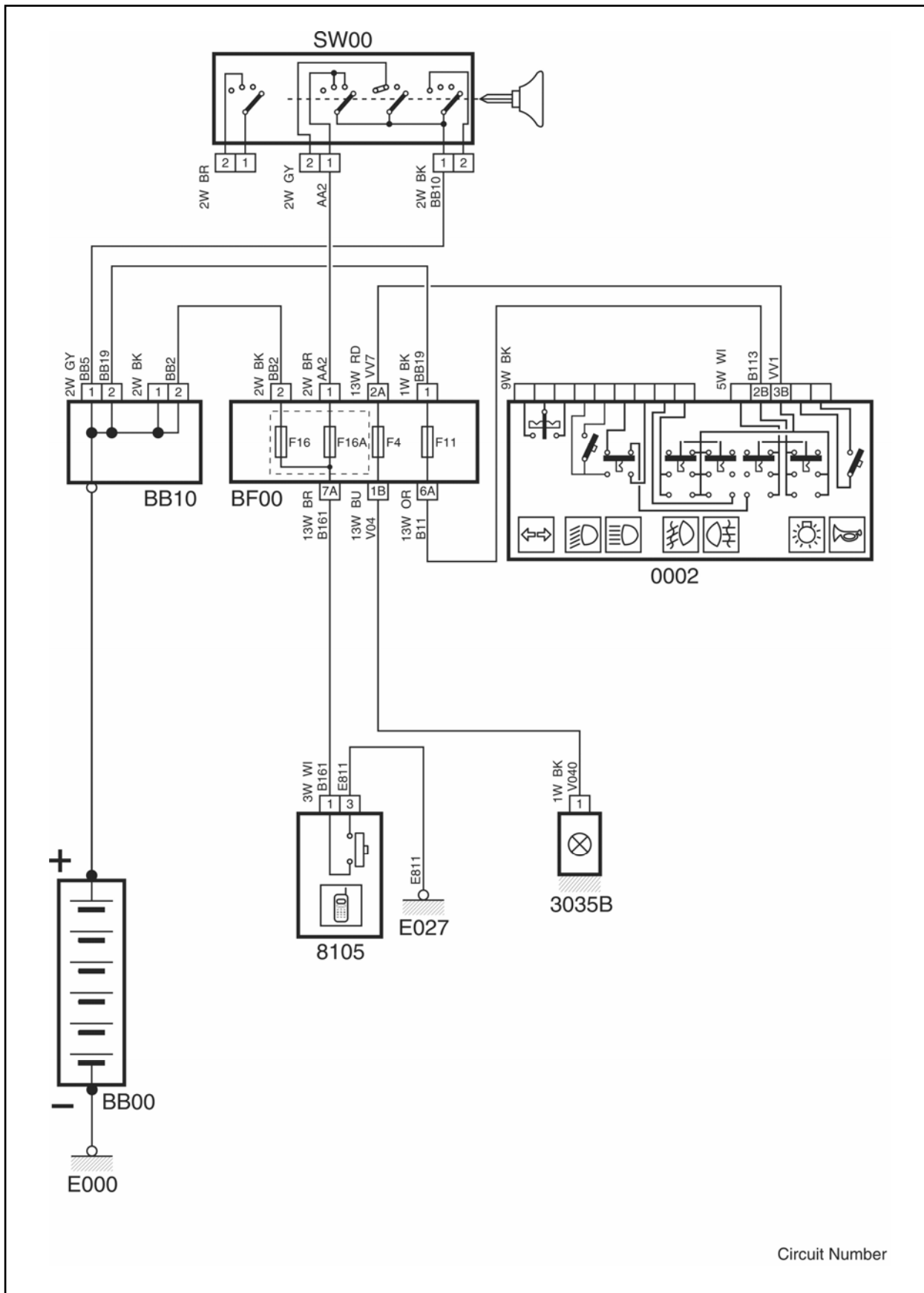
Mobile Charger



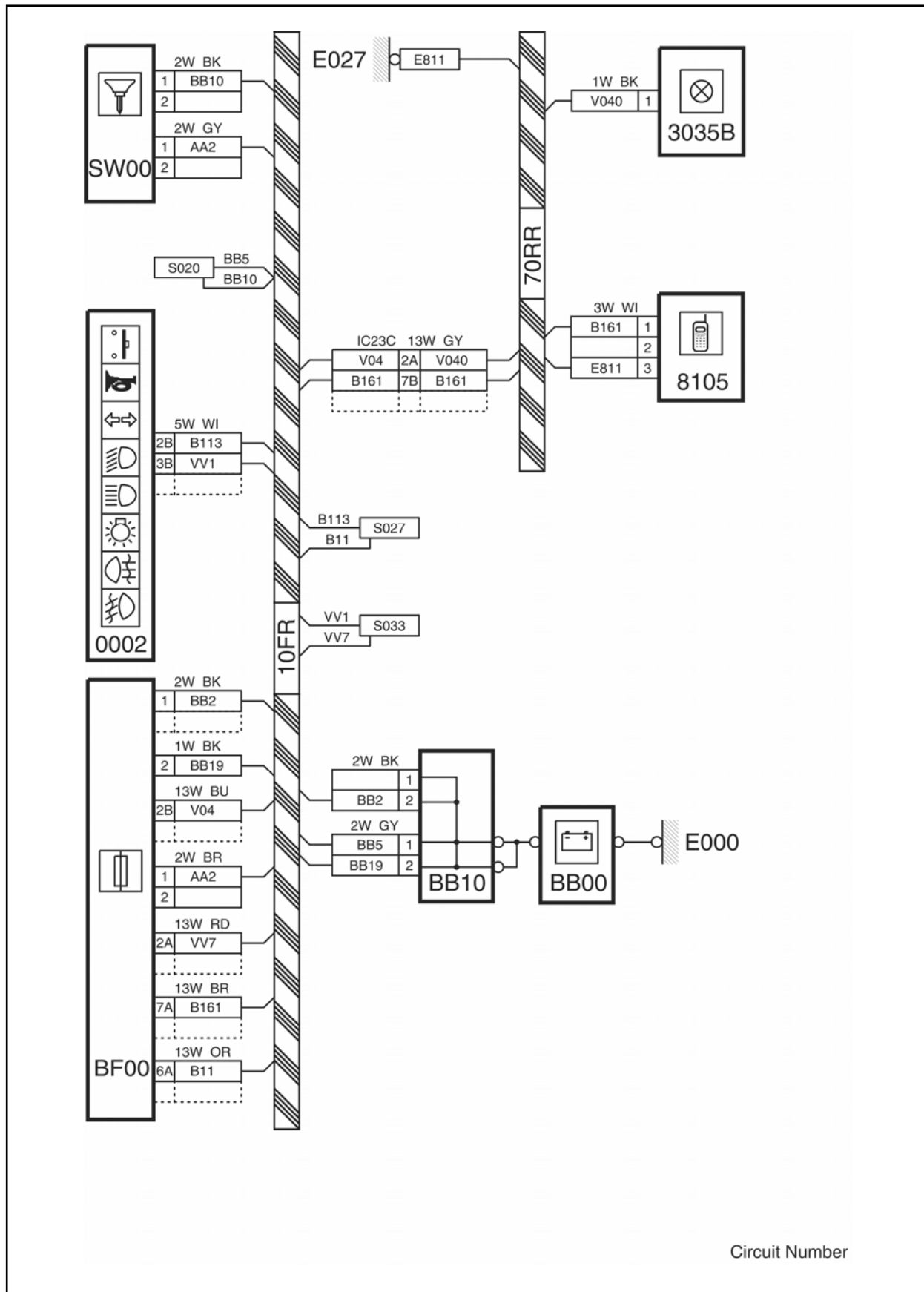
W712D066

Component Number	Component Description	Connectors	Harness
0002	Light switch	26000A	Front
3035B	Rear cigar lighter lamp	3035B	Rear
8105	Rear cigar lighter	8105	Rear
BB00	Battery	--	Front
BB10	Branch box	BB10A, BB10B	Front
BF00	Fuse box (F4,F11,F16,F16A)	BF00A, BF00B, BF00D, BF00E, BF00F, BF00H, BF00J,	Front
E000	Battery Earth point	Battery	Front
E027	Earth point	Panel A pillar lower LH	Rear
Interconnector	front to rear harness	IC23C	FR-RR
SW00	Ignition switch	SW00A,SW00B	Front

Schematic

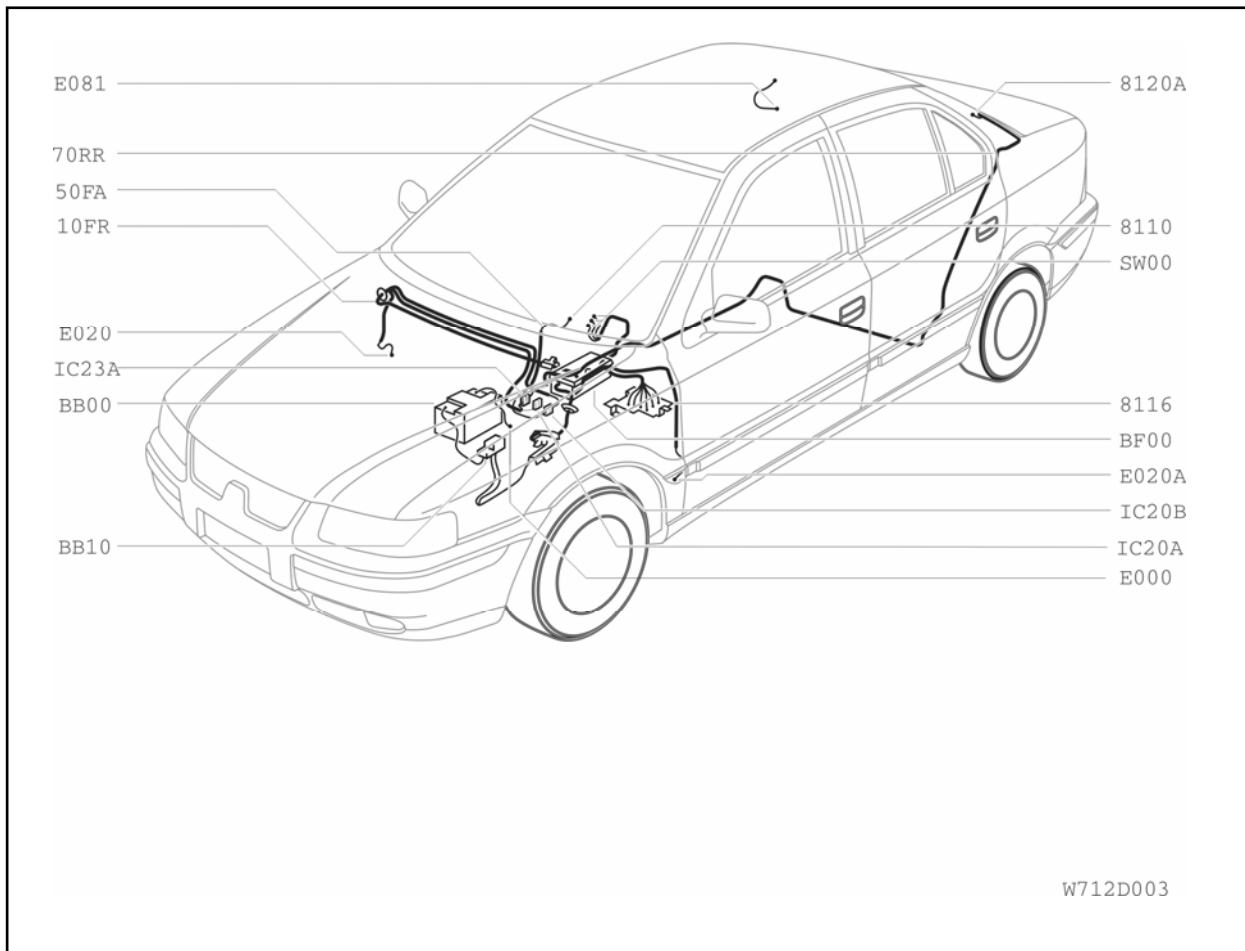


Circuit



Circuit Number

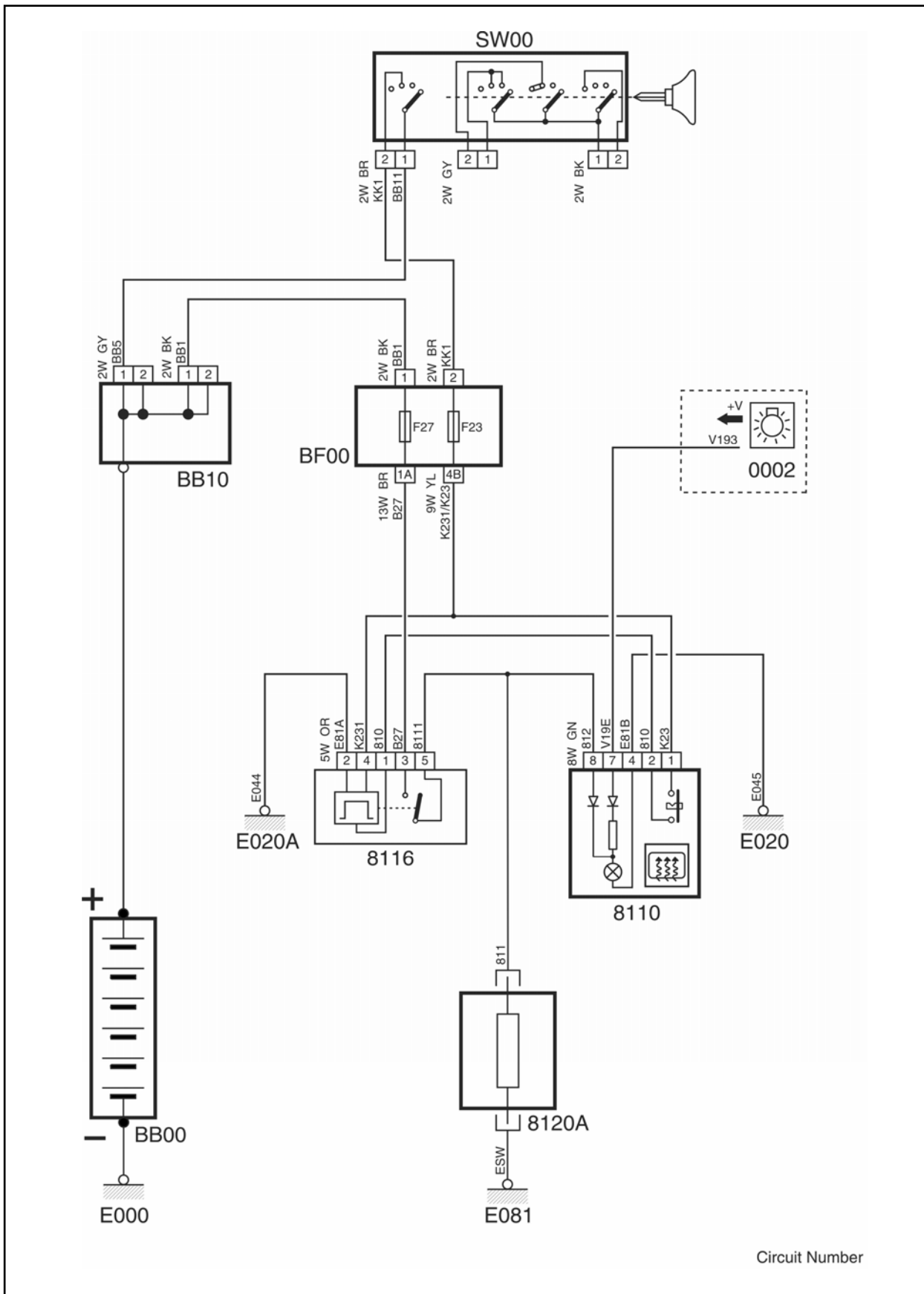
Heated rear screen



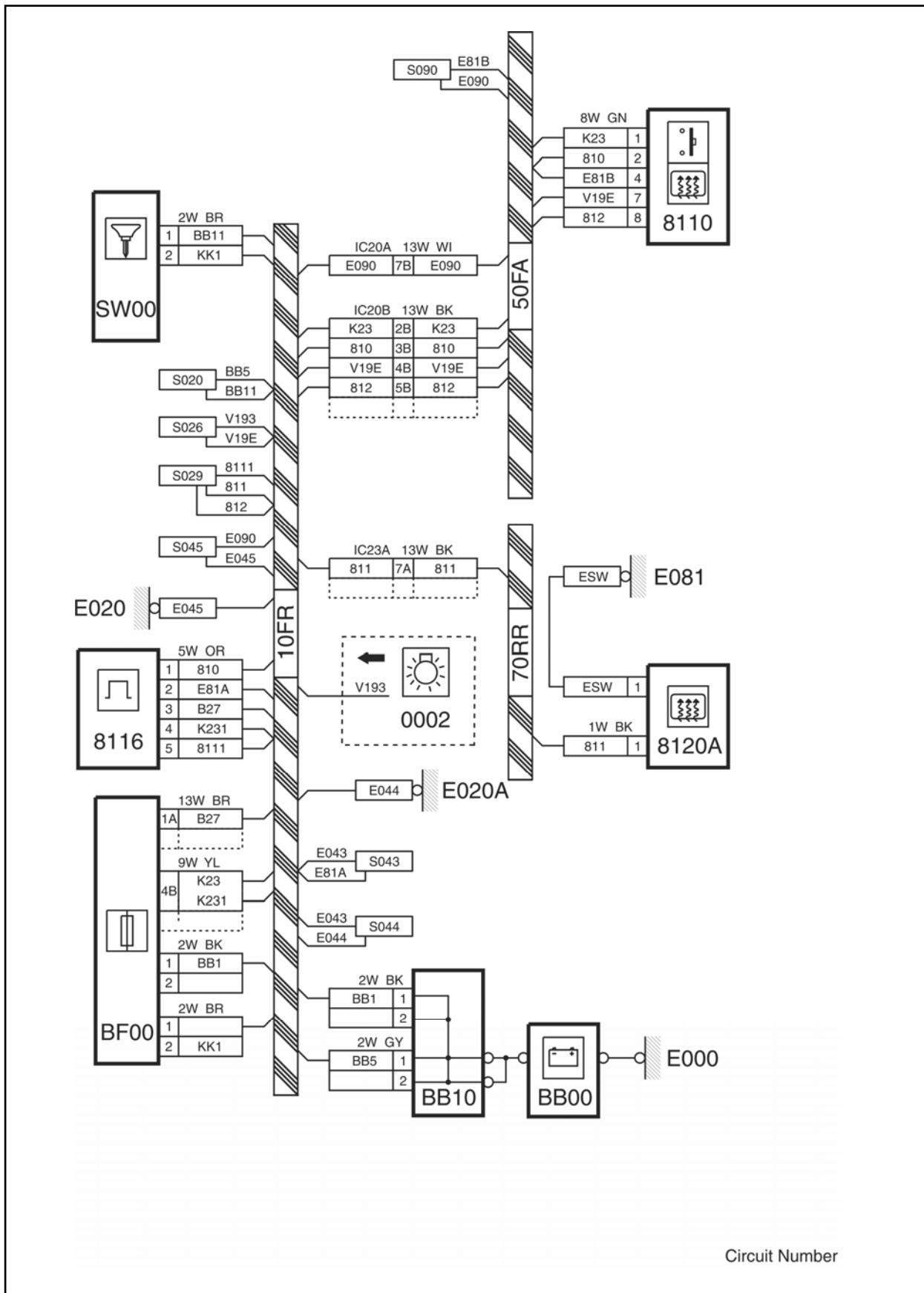
W712D003

Component Number	Component Description	Connectors	Harness
8110	Rear screen heater switch	8110	Instrument panel
8116	Rear screen heater timer switch relay	8116	Front
8120A	Heated rear screen	8120A	Rear
BB00	Battery	--	Front
BB10	Branch box	BB10A, BB10B	Front
BF00	Fuse box (F23,F27)	BF00B,BF00E,BF00F,BF00G	Front
E000	Battery Earth point	Battery	Front
E020	Earth point	Bottom RH-A post	Front
E020A	Earth point	Bottom LH-A post	Front
E081	Earth point	Fly lead RH side-Parcel shelve	Fly lead
Interconnector	Front to Instrument panel harness	IC20A	FA-FR
Interconnector	Front to Instrument panel harness	IC20B	FA-FR
Interconnector	Front to Rear harness	IC23A	FR-RR
SW00	Ignition switch	SW00C	Front


Schematic



Circuit

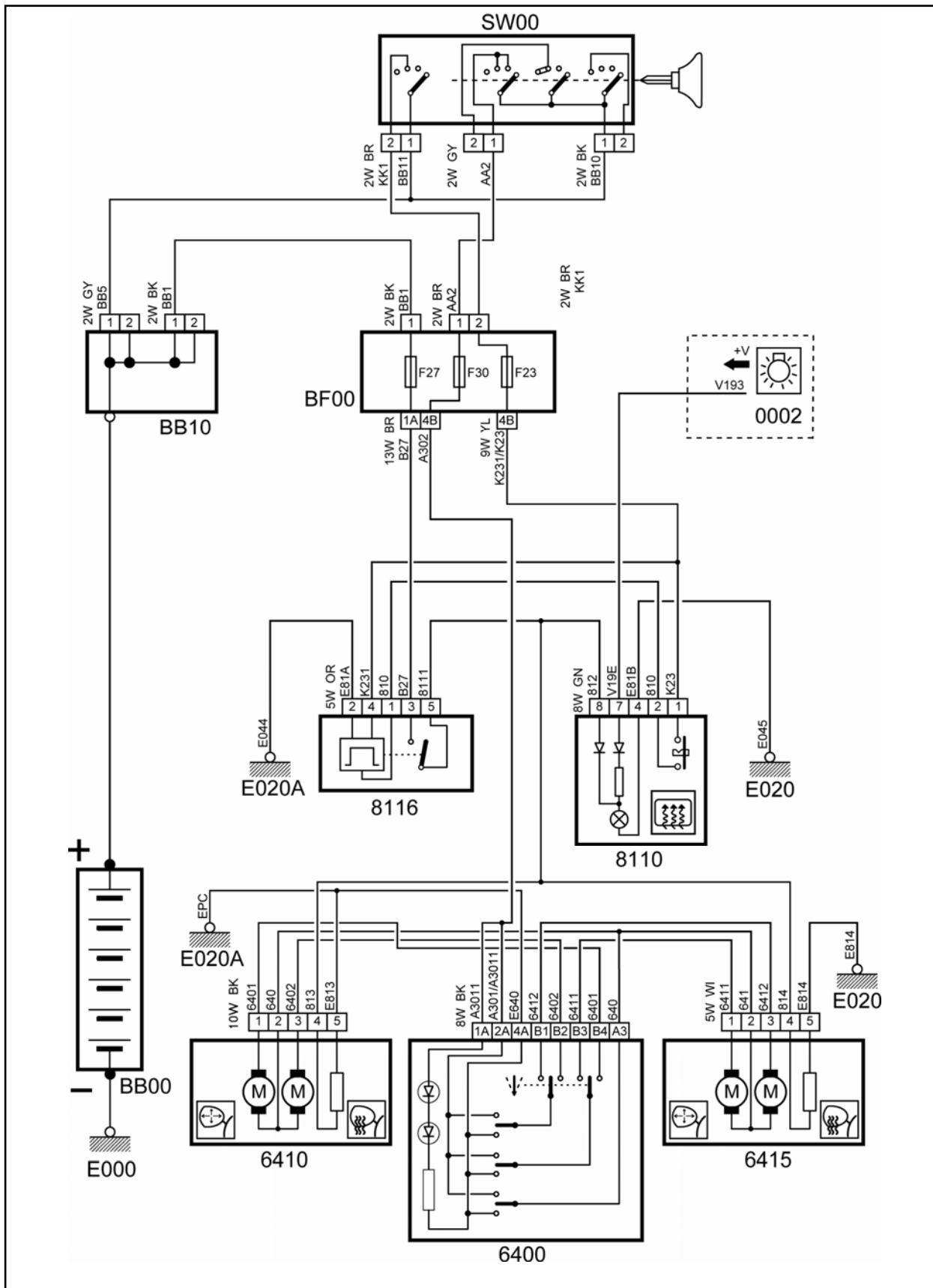


Heated mirrors (Driver and Passenger)

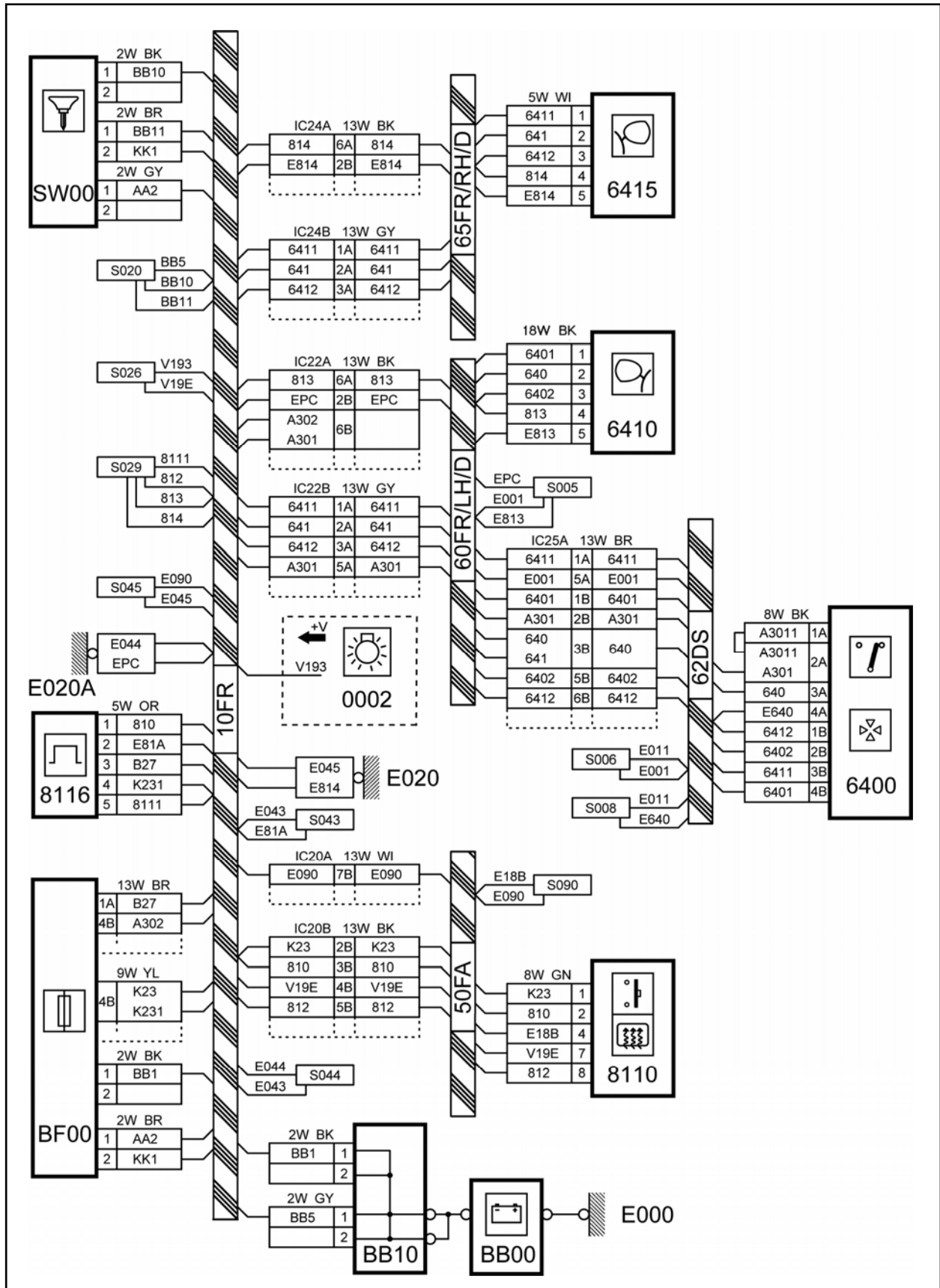


Component Number	Component Description	Connectors	Harness
6400	Mirror switch	6400	Door switch
6410	Mirror motors	6410	Front door (LH)
6415	Mirror motors	6415	Front door (RH)
8110	Rear screen heater switch	8110	Instrument panel
8116	Rear screen heater time switch relay	8116	Front
BB00	Battery		Front
BB10	Branch box	BB10A, BB10B	Front
BF00	Fuse box (F23,F27,F30)	BF00B, BF00E, BF00F, BF00G	Front
E000	Battery Earth point	Battery	Front
E020	Earth point	Bottom RH-A post	Front
E020A	Earth point	Bottom LH-A post	Front
Interconnector	Front to Instrument panel harness	IC20A	FR-FA
Interconnector	Front to Instrument panel harness	IC20B	FR-FA
Interconnector	Front to Front door harness LH	IC22A, IC22B	FR-FR/LH/D
Interconnector	Front to Front door harness RH	IC24A, IC24B	FR-FR/RH/D
Interconnector	Front LH door-Door switch harness	IC25A	FR/LH/D-D/S
SW00	Ignition switch	SW00A, SW00B, SW00C	Front

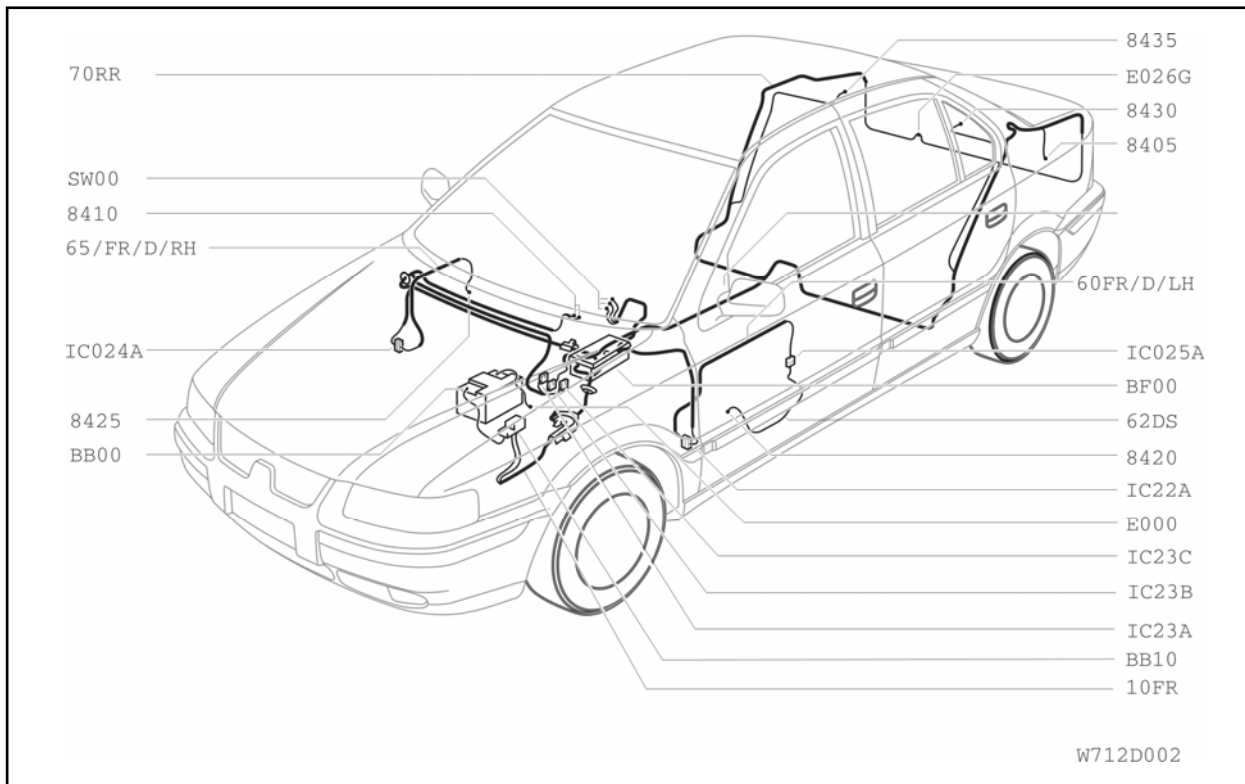
Schematic



Circuit



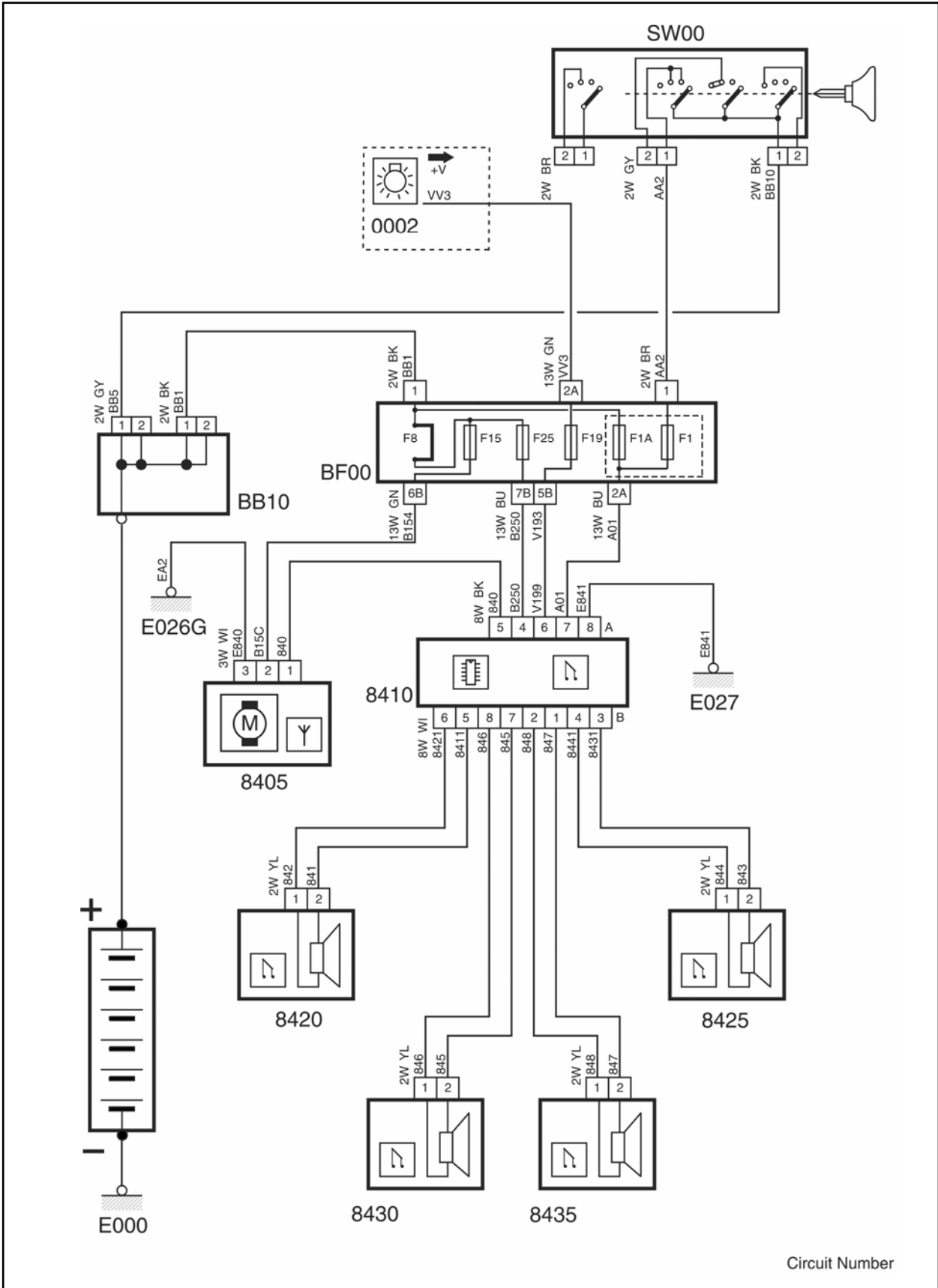
Radio and CD changer



W712D002

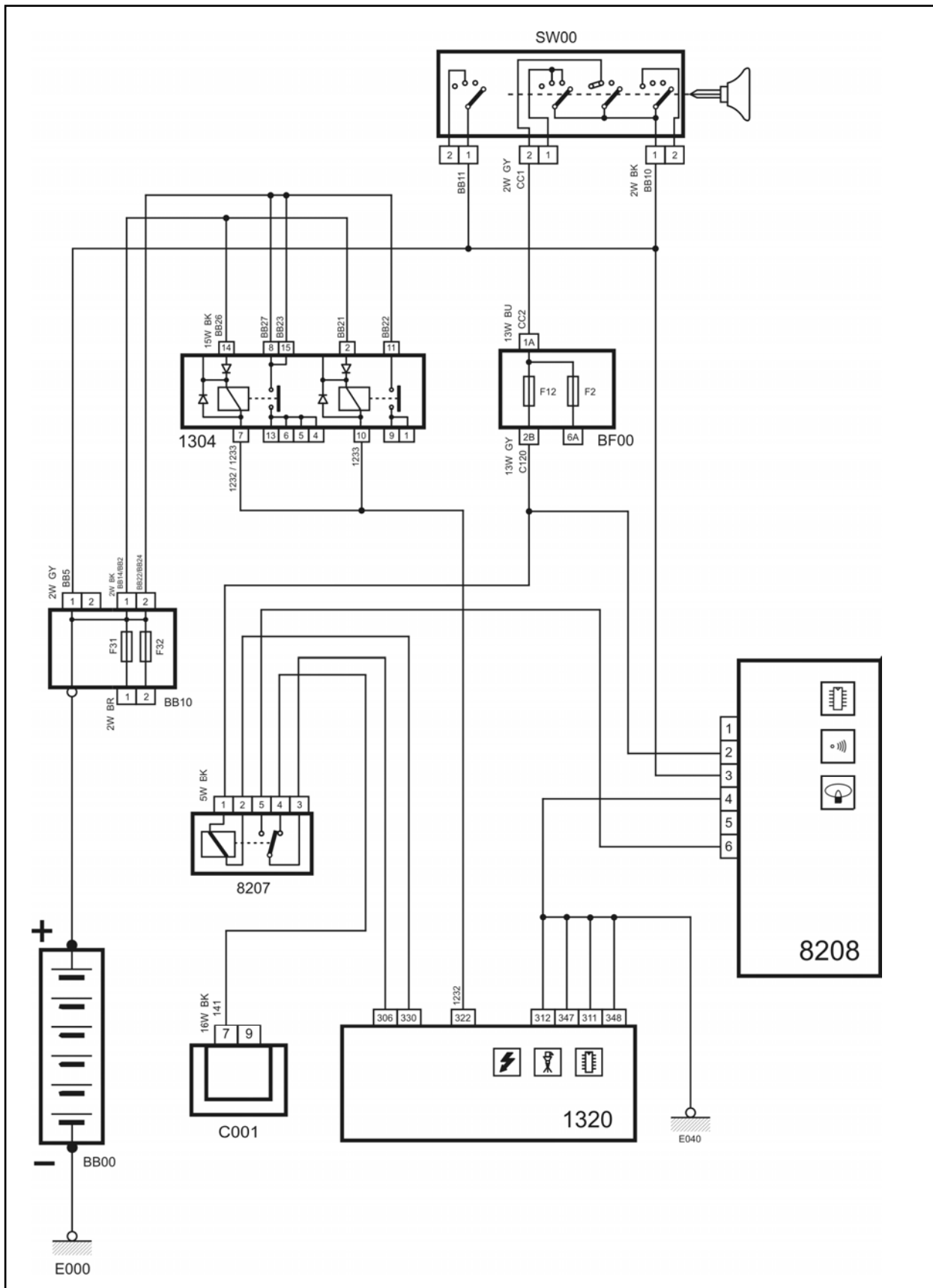
Component Number	Component Description	Connectors	Harness
8405	Electric aerial	8405	Rear
8410	Radio	8410A, 8410B	Front
8420	Speaker front LH	8420	Door switch LH
8425	Speaker front RH	8425	Front door RH
8430	Speaker rear LH	8430	Rear
8435	Speaker rear RH	8435	Rear
BB00	Battery	--	Front
BB10	Branch box	BB10A, BB10B	Front
BF00	Fuse box (F1,F1A,F8,F15,F19,F25)	BF00E, BF00F, BF00I, BF00J	Front
E000	Battery Earth point	Battery	Front
E026G	Earth point	Rear panel inner-Boot	Rear
E027	Earth point	Panel A pilaar lower LH	Rear
Interconnector	Front to Door harness LH IC22A	FR-FR/LH/D	
Interconnector	Front to rear	IC23A	FR-RR
Interconnector	Front to rear	IC23B	FR-RR
Interconnector	Front to rear	IC23C	FR-RR
Interconnector	Front to Door harness	RH IC24A	FR-FR/RH/D
Interconnector	Front Door LH to Door switch harness	IC25A	FR/LH/D-D/S
SW00	Ignition switch	SW00A,SW00B	Front

Schematic

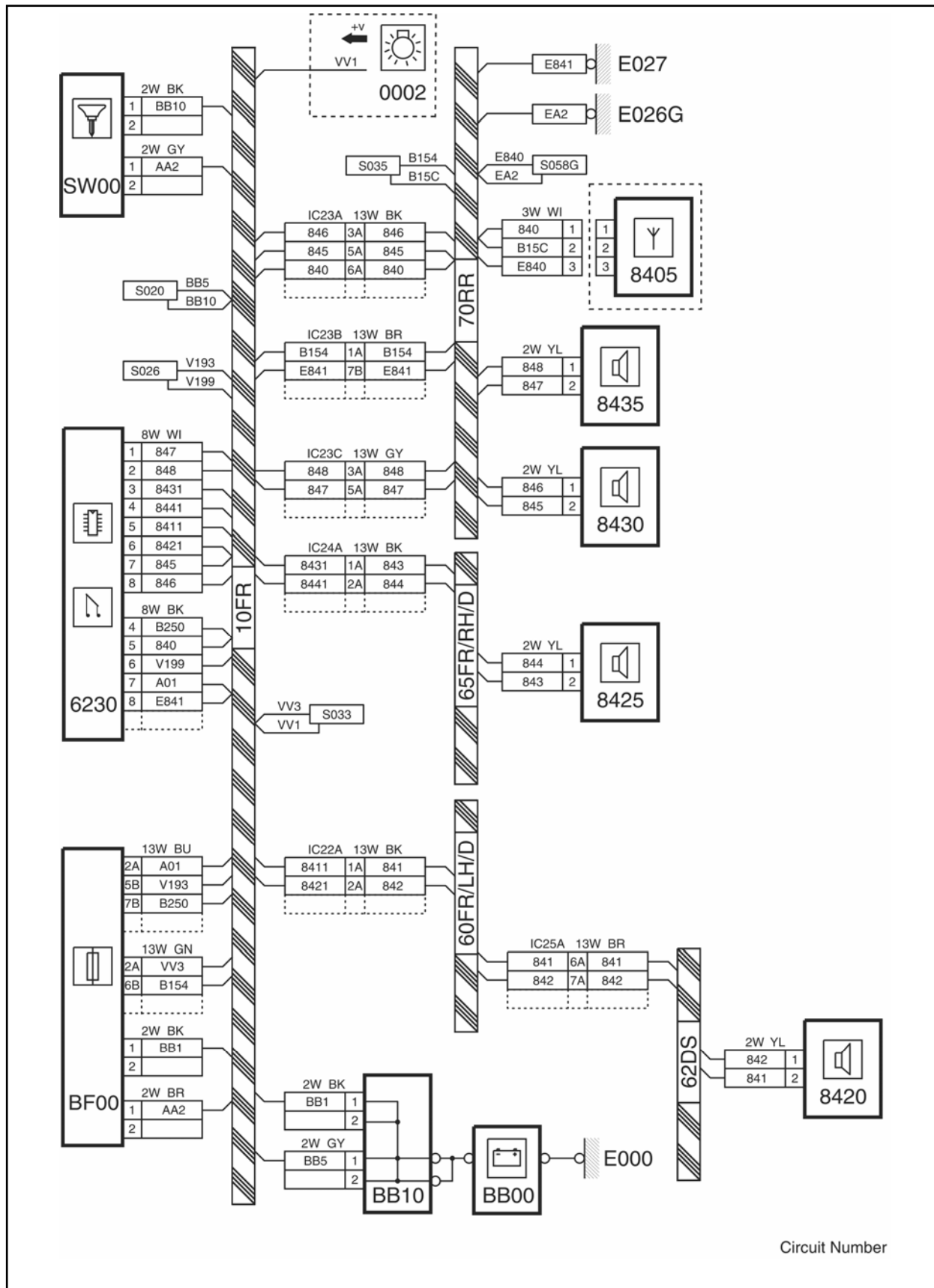


Circuit Number

Schematic



Circuit



Circuit Number